



ANNUAL REPORT

KERALA PUBLIC SERVICE COMMISSION

1ST APRIL 2023 to 31ST MARCH 2024
(ME:18th MEENAM 1198 to 18th MEENAM 1199)

***The
Kerala Public Service Commission
is privileged to present
the Sixty Eighth Annual Report
as required under Article 323(2) of
The Constitution of India to the
Honourable Governor of Kerala***



**The Report for the period
From 1st April 2023 to 31st March 2024
(M.E.18th Meenam 1198 to 18th Meenam 1199)**

CONTENTS

<i>chapter No.</i>	<i>Chapters</i>	<i>Page</i>
1	CONSTITUTIONAL POSITION OF THE COMMISSION	5
2	COMPOSITION OF THE KERALA PUBLIC SERVICE COMMISSION	5-7
3	FUNCTIONS OF THE COMMISSION	7-8
4	UPSC REPORT ON THE PERFORMANCE OF STATE-LEVEL PUBLIC SERVICE COMMISSIONS	8-12
5	STAFF AND ACCOMMODATION	12-16
6	RESEARCH AND ANALYSIS WING, ONLINE EXAMINATION CENTRES, COMPUTERISED ATTENDANCE MANAGEMENT SYSTEM, AA&VW, WEBSITE, PUBLIC RELATIONS UNIT, ONE TIME REGISTRATION/ VERIFICATION, ENQUIRY, INFORMATION DISSEMINATION SECTIONS AND LIBRARY	16-26
7	RECEIPT AND EXPENDITURE AND VOLUME OF CORRESPONDENCE & FUNCTIONING OF INTERNAL AUDIT WING	26-30
8	EXAMINATIONS	30-32
9	RECRUITMENT-GENERAL	32-43
10	RECRUITMENT – COMPANY, CORPORATION, BOARD, LOCAL AUTHORITIES, UNIVERSITIES	44-45
11	RECRUITMENT – CO-OPERATIVE SECTOR	45
12	SPECIAL RECRUITMENT FOR SCHEDULED CASTES AND SCHEDULED TRIBES	45-48
13	PERCENTAGE OF RESERVATION TURNS ALLOTTED TO SCHEDULED CASTES, SCHEDULED TRIBES AND OTHER BACKWARD CLASSES	48-49
14	RESERVATION FOR THE DIFFERENTLY ABLED CANDIDATES	49-51
15	REGIONAL OFFICES	52-53
16	DISTRICT OFFICES	53-58
17	RECRUITMENT – GENERAL FEATURES	58
18	DEPARTMENTAL TESTS	59-60
19	DEPARTMENTAL PROMOTION COMMITTEE	60
20	RULES RELATING TO STATE AND SUBORDINATE SERVICES AND OTHER RELATED REFERENCES	61
21	ADDITIONAL FUNCTIONS IN RESPECT OF THE KSRTC, KSEB AND OTHER GOVERNMENT OWNED COMPANIES AND CORPORATIONS	62-64
22	ADDITIONAL FUNCTIONS IN RESPECT OF THE SERVICE UNDER LOCAL AUTHORITIES	65
23	ADDITIONAL FUNCTIONS IN RESPECT OF THE SERVICE UNDER CO-OPERATIVE SECTOR	65-68
24	DISCIPLINARY CASES	68-69
25	LITIGATIONS INVOLVING THE COMMISSION	69
26	COMMITTEE FOR REDRESSAL OF COMPLAINTS OF WOMEN EMPLOYEES	70
27	DEVIATION FROM ADVICE OF THE KERALA PUBLIC SERVICE COMMISSION	71
28	COMPARATIVE SUMMARY OF WORK DONE BY KERALA PUBLIC SERVICE COMMISSION	71-75

29	EMPOWERMENT PROGRAMMES CONDUCTED BY KERALA PUBLIC SERVICE COMMISSION TO STAFF	75-80
30	INTERACTION WITH OTHER PUBLIC SERVICE COMMISSIONS	80-84
31	EVENTS	85-86
32	ACKNOWLEDGEMENT	86-88

CHAPTER-I

CONSTITUTIONAL POSITION OF THE COMMISSION

The Public Service Commission is a body constituted under the provisions from Article 315 to 323 of the Constitution of India. The provisions regarding the Union Public Service Commission and other State Public Service Commissions have been laid down in Chapter II of part XIV of the Constitution.

The Constitution empowers the Commission to deal with the matters relating to the services and enable them to discharge their duties in a fair and impartial manner. The Chairman and Members of the Kerala Public Service Commission are appointed by the Governor of the State. The Composition of the Commission is such that as nearly as one half of the members shall be persons, who on the date of their appointment have at least 10 years of service under the Government. The Chairman or any other member of the Commission can hold office for a period of six years or till they attain the age of 62, whichever is earlier. On the expiry of the term, the Chairman or any other Member of a state Public Service Commission shall be eligible for appointment as the Chairman of the Union Public Service Commission or as the Chairman of any other State Public Service Commission, but not for any other employment either under the Govt. of India or under the Govt. of a state. The Chairman or any other Member of the Commission can be removed from the office only by the President of India in accordance with the procedure laid down in the Constitution. The conditions of service of the Chairman or a Member once appointed cannot be varied to their disadvantage. The expenses connected with the Public Service Commission are not voted but are charged on the Consolidated Fund of the State.

CHAPTER - II

COMPOSITION OF THE KERALA PUBLIC SERVICE COMMISSION

In accordance with the provisions contained under Regulation 3 of the Kerala Public Service Commission (Composition and Conditions of Service of Members and Staff) Regulations 1957, made by the Governor under Article 318 of the Constitution of India, as amended from time to time, the Commission shall consist of a Chairman and 20 Members.

The following are the Chairman and Members of the Commission under report period.

Chairman		Dr.M.R Baiju	
Members	1	Dr.K.P.Sajilal	(Demitted office on 21.08.2023)
	2	Sri.T.R.Anil Kumar	(Demitted office on 21.08.2023)
	3	Sri.Mohamed Musthafa Kadambot	(Demitted office on 21.08.2023)
	4	Sri.Roshen Roy Mathew	(Demitted office on 21.08.2023)
	5	Sri.Vijaya Kumar.P.K	(Demitted office on 06.07.2023)
	6	Dr. Sreekumar .S	
	7	Sri. S. VijayaKumaran Nair	
	8	Sri.S.A.Saif	
	9	Sri.Abdul Samad.V.T.K	
	10	Dr.C.K.Shajib	
	11	Dr.Stany Thomas	
	12	Dr.Mini Sacharias	
	13	Sri.Boni Kuriakose	(Demitted office on 29.01.2024)
	14	Smt.Remya. V.R	
	15	Adv C Jayachandran	
	16	Sri. Prakashan K	
	17	Dr. Jipson V Paul	
	18	Dr. Prakashan P P	(Sworn in on 06.07.2023)
	19	Sri.K T Balabhaskaran	(Sworn in on 20.11.2023)
	20	Dr. Princy Kuriakose	(Sworn in on 20.11.2023)

	21	Dr.Jose G D'Cruz (Sworn in on 06.12.2023)
	22	Adv. Josh H (Sworn in on 06.12.2023)
	23	Adv. C. B. Swaminathen (Sworn in on 12.12.2023)
Secretary		Sri.Saju George

CHAPTER – III

FUNCTIONS OF THE COMMISSION

The functions of the Kerala Public Service Commission are laid down in Article 320 of the Constitution of India with regard to the services of the State. They are:

- i) To conduct examinations for appointment to various services of the State,
- ii) To advise the Government on:
 - a Matters relating to method of recruitment to the various services of the State.
 - b The principles to be followed in making appointments to the services of the State and in making promotion and transfers from one service to another and on the suitability of candidates for such appointments, promotions and transfers.
 - c All disciplinary matters affecting Government Servants.
 - d Claims of reimbursement of legal expenses incurred by the Government servants in defending legal proceedings instituted against them for acts done or purported to be done in the execution of their duty.
 - e Claims for award of injury pension to Govt. servants
 - f Any other matter referred to them by the Government.

The Commission is also discharging the additional functions entrusted to them by the State Legislature under Article 321 of the constitution of India as regards the services and posts in Government owned Companies, Corporations, Boards and bodies constituted by law and of the Local Bodies in the State and certain Co-operative institutions. Later, additional functions in respect of various Universities in Kerala have been brought under the purview of the Commission.

The matters on which the Commission need not be consulted have been specified in the Kerala Public Service Commission (Consultation) Regulations, 1957 made under the proviso to Article 320(3) of the Constitution of India.

SUB COMMITTEES

Sub committees are constituted to give clear guidelines to the various functions of the Commission. These are:

1. Sub Committee for advice on Special Rules
2. Sub Committee for advice on Disciplinary cases
3. Sub Committee for Litigation
4. Sub Committee for deciding Academic and Syllabus matters
5. Sub Committee for PSC Bulletin Editorial
6. Sub Committee for Special recruitment for SC & ST & Recruitment in CR/LR/CS
7. Sub Committee for Work Assessment, Review of Computerised Attendance Management & Internal Security
8. Sub Committee for Library
9. Sub Committee for computerisation and R & A
10. Sub Committee for Finance Matters
11. Sub Committee for Planning & Prioritisation
12. Sub Committee for Departmental Test

CHAPTER – IV

UPSC REPORT ON THE PERFORMANCE OF STATE-LEVEL PUBLIC SERVICE COMMISSIONS

The Union Public Service Commission (UPSC) publishes a bi-annual newsletter that highlights the performance of both the UPSC and various State Public Service Commissions (PSCs) in the recruitment process. Upon reviewing the half-yearly reports for 2023, it is evident that the Kerala Public Service Commission (KPSC) has outperformed other Public Service Commissions in all aspects of recruitment to public service.

Recruitment Overview (July–December 2023)

For the second half of 2023 (July to December), the report indicates a total of 38,605 candidates were recruited across all public service commissions, including the UPSC. Of this total, nearly half (18,964) were recruited by the Kerala Public Service Commission alone. The next highest recruitments were recorded by the Odisha Public Service Commission (4,199) and the Maharashtra Public Service Commission (2,804). This positions Kerala PSC as

the leader in public service recruitments during this period.

A Comparative Perspective

Kerala's achievement is even more remarkable when considering factors such as its geographical area, population, and number of revenue districts—parameters that typically influence the size of public service in a state. These accomplishments not only demonstrate the efficiency of Kerala PSC but also reflect the Commission's ability to handle a large volume of candidates across diverse categories.

Consistent Performance in 2023

Notably, Kerala PSC also ranked first among state-level PSCs in the first half of 2023 (January–June). This consistent performance throughout the year underscores the Commission's robust recruitment processes and commitment to delivering timely and efficient services.

Impressive Scale of Operations

In addition to the total number of recruitments, Kerala PSC has also excelled in other key metrics, such as the number of applications received, the number of examinations conducted, the number of candidates who appeared for these examinations, and the number of candidates called for interviews. During the second half of 2023, 56,76,739 applications were received by Kerala PSC, far surpassing Andhra Pradesh PSC, which received the second-highest number of applications at 864,529. These numbers underscore the Commission's unparalleled reach and capacity to manage large-scale recruitment efforts efficiently.

Key Factors Behind Success

The success of the Kerala Public Service Commission can be attributed to the coordinated efforts of the Commission and its committed and efficient 1800 strong Staff. The systematic and technology-driven approach to recruitment also has played a key role in this achievement. The Commission has effectively integrated modern technology to streamline processes, reduce delays, and ensure transparency. This commitment to fair and transparent procedures has earned Kerala PSC a reputation for excellence and has made it a model for other state-level PSCs.

Below are relevant excerpts from the UPSC Half-Yearly Report for July to December 2023, highlighting these achievements.

Table I : Recruitment Union Public Service Commission

No.of Applications Received	No.of candidates called for Interviews	No.of candidates Recommended
105458	2782	566

Table II : Number of candidates Recommended for selection by Examinations and Recruitment in various categories during the period:-

Sl.No.	Category	Group A	Group B	Total
1	SC	332	204	542
2	ST	133	103	236
3	OBC	1137	63	1200
4	Others	1912	905	2817
Total		3514	1275	4789

Table III : Recruitment -State Public Service Commissions

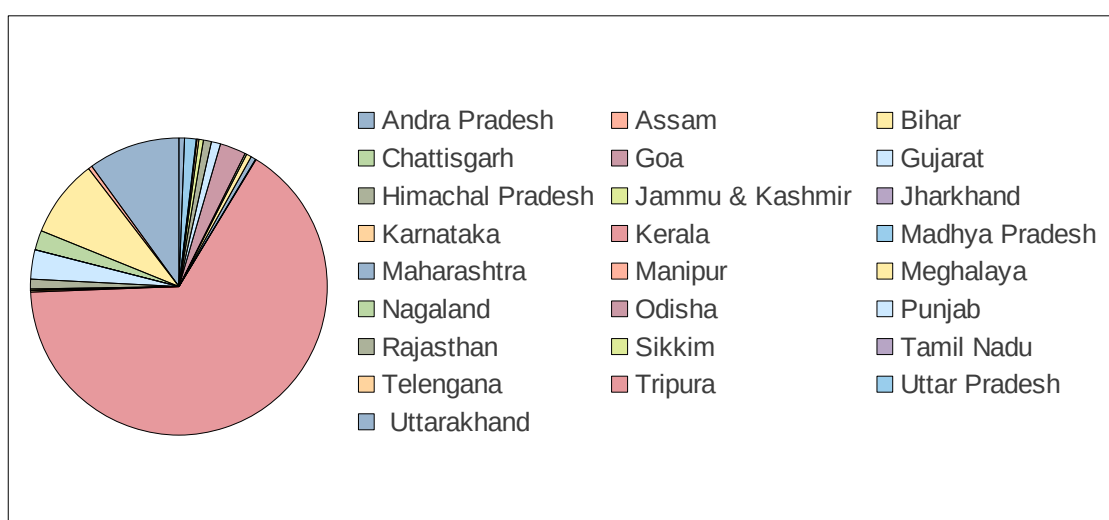
Sl No	State Public Service Commissions	No. of applications received	No.of candidates called for interview	No. of Candidates Recommended
1	Andhra Pradesh	864529	222	162
2	Assam	35808	4620	470
3	Bihar	732478	-	-
4	Chhattisgarh	182880	788	217
5	Goa	2444	223	71
6	Gujarat	273788	3052	560*
7	Himachal Pradesh	92659	2884	829
8	Jammu & Kashmir	11051	970	806
9	Jharkhand	2606	1044	436
10	Karnataka	15821	72	-
11	Kerala	5676739	21024	18964
12	Madhya Pradesh	6376	5902	1689
13	Maharashtra	46737	3326	2804
14	Manipur	-	-	-
15	Meghalaya	46752	39664	181
16	Nagaland	16307	142	64
17	Odisha	245013	1914	4199
18	Punjab	86242	401	268
19	Rajasthan	75782	5811	172
20	Sikkim	43227	57	280

21	Tamil Nadu	-	-	-
22	Telangana	17130	-	313
23	Tripura	6649	105	33
24	Uttar Pradesh	110352**	2877**	1234
25	Uttarakhand	52018	231	64

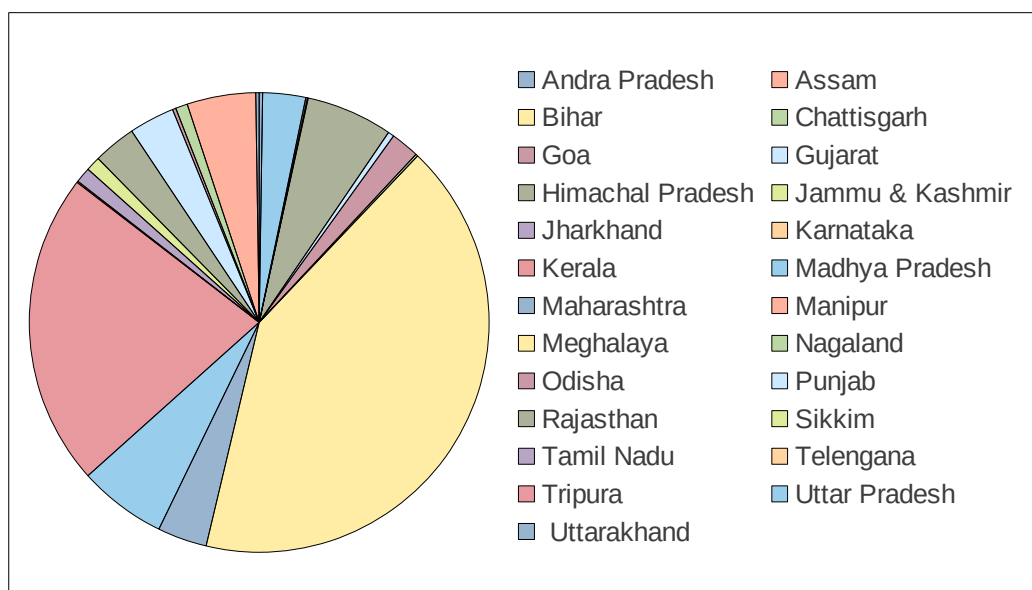
* Including recommendation of candidates for Group – C by competitive examination without interview.

** These figures are related to the candidates recommended for recruitment in the relevant period.

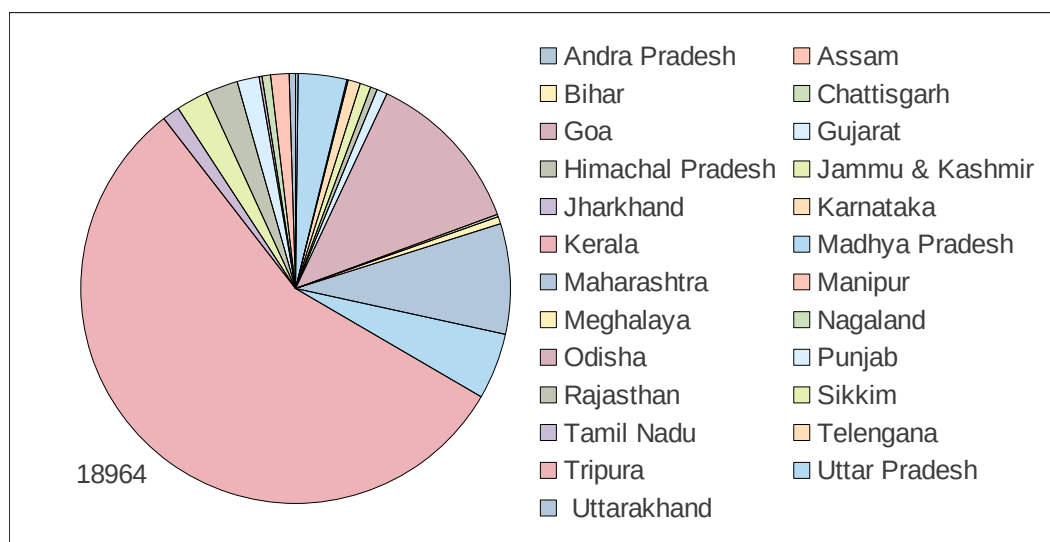
NO. OF APPLICATIONS RECEIVED BY STATE PSCS



NO OF CANDIDATES CALLED FOR INTERVIEW BY STATE PSCS



NO OF CANDIDATES RECOMMENDED BY STATE PSCS



CHAPTER - V

STAFF AND ACCOMMODATION

STAFF OF THE KERALA PUBLIC SERVICE COMMISSION

The total members of staff of the Commission during the report year was 1828. Of these, eight members working in Vigilance Cell were on deputation from the Police Department, while one Librarian Grade I was on deputation from the Common Pool of Librarians. In exercise of the powers conferred on the Commission under Clause 12 – Sub Clause 2 of the Kerala Public Service Commission (Composition and Conditions of Service of Members and Staff) Regulation 1957, 25 posts in various categories were created for a period of 6 months in two spells with effect from 01.04.2023 and for a further period of 6 months with effect from 01.10.2023. The details of Staff of the Commission during the period under report are given in **Appendix I.**

Due to the non-availability of Librarian Gr.I from common pool category after repeated requests to Government, the Commission vide its Decision No.28 dated 26.11.2012 decided to

appoint Librarian Gr.I on contract basis and appointed Sri.Syamkrishnan.R, as Librarian Gr.I with effect from the FN of 02.09.2013 vide Order No. Estt-II(2)-2129/2008/GW dated 02.09.2013 of the Secretary, KPSC. In addition to the above strength, 29 Assistants and 5 Computer Assistant Grade II have been appointed in the office of the Kerala Public Service Commission as Supernumerary posts. Details are given in **Appendix I**.

Details of Staff of Head Office of Commission			
Sl No	Name of Post	Number	
		Permanent	Temporary
1	Secretary	1	
2	Addl. Secretary/ Controller of Examinations	6	
3	Joint Secretary/ Controller of Finance	13	
4	Deputy Secretary	13	
5	Under Secretary	40	
6	Section Officer	117	
7	Assistant	395	
8	System Administrator	1	
9	System Manager/E.D.P. Manager	1	
10	System Analyst	6	
11	Programmer	5	
12	Hardware Engineer	1	
13	Technical Assistant	5	
14	Data Entry Operator	7	
15	Private Secretary to Chairman	1	
16	Personal Assistant	22	
17	Enquiry Officer	1	
18	Office Superintendent	9	
19	Confidential Assistant	15	
20	Computer Assistant	90	
21	Sergeant	1	
22	Binder Grade I & II	4	
23	Clerical Assistant Gr I & Gr II/ Attender Gr I & II	28	
24	Duplicating Machine Operator	3	
25	Duffedar	21	
26	Office Attendant	85	9
27	Driver (Senior , Grade I & II)	11	5
28	Security Guard/ Watchman	19	9
29	Electrician Gr II	2	1
30	Gardner	4	

31	FTS cum Sanitation Worker	4	
32	PTS cum Sanitation Worker	16	9
33	Driver cum Attendant (Co-terminus)	0	21
34	Lift Operator	2	
35	Plumber	0	1
36	A/C Mechanic	0	1
TOTAL		949	56

(Staff Strength of Regional/ District offices are incorporated in the Chapters 13 and 14 respectively).

TEMPORARY STAFF APPOINTED

Under Regulation 12 (2) of the Kerala Public Service Commission (Composition and Conditions of Service of Members and Staff) Regulation 1957, the Commission have created 13 posts as per Order No. Estt-2-3/50003/2018-KPSC dated 11.03.2023 for a period of six months from 01.04.2023 and 12 posts for a period of six months with effect from 01.10.2023 as per order dated 23.09.2023.

VIGILANCE AND SECURITY OFFICER

The Vigilance and Security Officer of KPSC, Sri.J. Prasad , Superintendent of Police (Non-IPS) appointed on 19.11.2022, is continuing.

LEGAL RETAINER

LEGAL RETAINER AT ERNAKULAM (High Court)

The Commission has decided to sanction the following retainer fee expenses and allowances to Sri.P.C.Sasidharan who is serving as Legal Retainer (LR) to KPSC at High Court from 01.04.2019 onwards.

1	Legal Retainer fee	Rs.70,000
2	Junior fee	Rs. 20,000
3	Clerkage	Rs. 9,000
4	Fee for CA	Rs. 7,000
5	Stationery	Rs. 4,000
6	Conveyance Allowance	Rs. 3,000
7	Residential Telephone	Rs.1,500
8	Certified Copies of Judgements / Orders	Rs. 200 (Per Judgment)
9	Sitting and filing counter Affidavit/Reply statement.	Rs.350 (per CA)

10	Expense for filing Writ Appeal	Rs. 14,200
11	Expense for filing Review Petition	Rs.400 (Per RP)
12	Photocopy charges	Rs.1.50 (per page)

01.04.2019 onwards, Sri.P.C.Sasidharan LR (HC) has been given additional charges at KAT (Ernakulam Bench). It has been ordered to sanction a consolidated amount of Rs. 50,000 per month (Rupees Fifty Thousand only) and one junior fee amounting Rs.20,000/- (Rupees twenty thousand only) to Sri.P.C Sasidharan in lieu of his additional charge as Legal Retainer at KAT, Ernakulam Bench.

LEGAL RETAINER AT KERALA ADMINISTRATIVE TRIBUNAL, PRINCIPAL BENCH

The following is the Retainer fee expenses and allowances to Sri.S. Ramesan, Legal Retainer to KPSC at KAT Principal Bench at Thiruvananthapuram from 01.04.2019.

1	Legal Retainer fee	Rs.70,000
2	Junior fee	Rs. 40,000 (2 Juniors)
3	Clerkage	Rs. 9,000
4	Fee for CA	Rs. 7,000
5	Stationery	Rs. 4,000
6	Conveyance Allowance	Rs. 3,000
7	Residential Telephone	Rs.1,500
8	Certified Copies of Judgments / Orders	Rs. 200 (Per Judgment)
9	Sitting and filing counter Affidavit/Reply statement.	Rs.350 (per CA)
10	Expense for filing Review Petition	Rs.400 (Per RP)

OFFICES AND LOCATION

The Kerala Public Service Commission have District Offices in all the 14 Districts and three Regional Offices at Kollam, Ernakulam and Kozhikode. The Head Office and the District office of the Commission are situated at Thulasi Hill, Pattom, Thiruvananthapuram. There are 18 offices including the Head Office. The District Offices of Malappuram, Kozhikode and Kannur as well as the Regional Office, Kozhikode are functioning in the respective Civil Stations of the Government of Kerala. The District Offices of Alappuzha,

Pathanamthitta, Thrissur, Wayanad and Kasargod are functioning in rented buildings. The District Offices at Kottayam and Palakkad are functioning in Commission's own building. The Regional and District Offices of Ernakulam are functioning in GCDA building on rent. The District Office of Idukki is also functioning in a rented building owned by the Kerala State Housing Board at Kattappana. The District Office Thrissur is functioning at SC/ST corporation Building, Chempukavu, Thrissur. Regional and District Offices at Kollam are housed in Corporation Building.

GUEST HOUSE

The Kerala Public Service Commission has acquired a Guest House on rental basis, located at Vrindavan Gardens, Pattom, Thiruvananthapuram owned by Kerala State Housing Board. This facility is established to provide accommodation for guests and experts invited by the Commission to assist with interviews, practical tests and the evaluation of answerscripts.

CHAPTER – VI

RESEARCH AND ANALYSIS WING, ONLINE EXAMINATION CENTRES, COMPUTERISED ATTENDANCE MANAGEMENT SYSTEM, AA&VW, WEBSITE , PUBLIC RELATIONS UNIT, ONE TIME REGISTRATION/ VERIFICATION, ENQUIRY, INFORMATION DISSEMINATION SECTIONS AND LIBRARY

1. RESEARCH AND ANALYSIS WING

The main function of Research & Analysis Wing is co-ordination, planning and monitoring of selection process with a view to improving the quality of work and minimising delay in the different stages of recruitment, by conducting comprehensive studies and imparting in-service training to the members of the staff. Purchase and maintenance of computers and other allied equipments are also done through the R&A wing.

Notifications received from various recruitment sections are consolidated and steps for publishing them in the Gazette are done in the section. Correspondence with other Public Service Commissions and Union Public Service Commission are done by Research & Analysis Wing . Agenda for the sittings of the Commission are also prepared in this wing.

Details regarding Legislative Assembly interpellation are collected and furnished to the Government from Research & Analysis Wing for its submission before the Assembly. During the year under report **101** LA questions were received from the Government and reply were given.

The compilation of the Annual Report of the Commission and furnishing of statistical data relating to different stages of selection process are also being prepared in the Wing.

The PSC Manual is revised by incorporating the modified procedures in time with the Commission's policy of utilizing IT enabled services to make the recruitment process faster, accurate and more transparent. A sub Committee was also formed to supervise the work of revising the KPSC Manual and for compiling the Circulars and Govt. Orders.

Technical committee was constituted for overseeing the computerization process in the office of the Commission. An amount of **Rs. 3,38,59,000/- (Rupees Three Crores Thirty Eight Lakhs Fifty Nine Thousand only/-)** was allotted during the financial year **2023-24** in the plan fund. Of which **Rs.2,96,37,559/-(Rs. Two Crores Ninety Six lakhs Thirty Seven Thousand and Five Hundred and Fifty Nine only/-)** has been utilized for computerisation and for the up-gradation and modernization by way of purchasing hardware, other computer peripherals, payment of AMC charges and conducting various training programmes etc. The unutilised amount **Rs. 42,21,441/- (Rupees Forty Two Lakhs Twenty One Thousand Four Hundred and Forty One only/-)** has been refunded to the government.

MAJOR TECHNOLOGICAL INITIATIVES CONTEMPLATED

Commission has decided to migrate the Thulasi application and database to Cloud Environment which would enhance the security features, scalability, reliability and ensure a seamless and user friendly experience for individuals seeking information or services from PSC. Commission has also decided to implement Block Chain Technology at various levels of recruitment with the help of Digital University of Kerala(DUK). Block chain based application ensures integrity , authenticity of data and transparency and aims to eliminate tampering or manipulation and prevents unauthorized access and thus protecting sensitive data. It has also been decided to use Artificial Intelligence, in collaboration with Digital University of Kerala, to reduce the manual process related to the verification of Photo , Signature and Experience Certificate uploaded by the candidates at the time of submitting application.

TRAINING PROGRAMMES

The details of training programmes conducted by Kerala Public Service Commission is incorporated in Chapter 27 .

KERALA PUBLIC SERVICE COMMISSION – OFFICIAL FACEBOOK PAGE

As part of its ongoing efforts to implement more candidate-friendly initiatives, the Kerala Public Service Commission has launched an official Facebook Page to provide regular updates, alerts and notifications on various PSC related matters. Currently the page has over 3 lakh likes and followers.

ONE TIME REGISTRATION (OTR)

To support Commission's decision to publish ranked lists within one year of the notification date, The Kerala Public Service Commission introduced the online One Time Registration system for applicants. This enables One Time Verification of documents, allows candidates to update and correct their profiles and rectification of petitions.

E-OFFICE SYSTEM IN KERALA PUBLIC SERVICE COMMISSION

E -Office is one of the Mission Mode Projects under the National E-Governance Plan, Department of Information Technology of Govt. of India. E- Office aims to improve productivity, quality, resource management, turnaround time and increase transparency by replacing the old manual process with an electronic file system. Entire offices of Kerala Public Service Commission have been successfully migrated to E-Office last year and KPSC's file movements are exclusively through E -office ever since.

2. ONLINE EXAMINATION CENTRES

Kerala Public Service Commission has its own 8 (Eight) Online Examination Centres at Thiruvananthapuram, Pathanamthitta, Kottayam, Ernakulam, Thrissur, Palakkad, Kozhikode and Kasaragod. Total capacity is to hold **1714** candidates at a time and **3428** candidates can be examined with single version of question, by admitting them in two sessions.

EXPANSION OF ONLINE EXAMINATIONS TO ENGINEERING COLLEGES

Besides our own online examination centres, Kerala Public Service Commission is now conducting online examinations in various Govt. and Govt. aided engineering colleges from April 2018. As of now, examinations are being conducted in around 43 engineering colleges across the state, providing more than 6150 online seats.

3. COMPUTERIZED ATTENDANCE MANAGEMENT

Attendance Management Section has been established to monitor the computerized attendance management in the offices of the KPSC under the supervision of Establishment Section.

4. APPOINTMENT AUDIT AND VERIFICATION WING

Appointment audit and verification wing was started with effect from 01.09.2011 as per GO(P)41/2010 P&ARD dated 14/12/10. A total of **22,421** applications were received during the year and **20,421** cases have been verified. As on March 31, 2024, there were **3,407** pending applications for verification and **20,177** verification certificates were issued from this section. The details of service verifications are furnished in **Appendix XL**.

5. WEBSITE

The official website of Kerala Public Service Commission is www.keralapsc.gov.in

Details regarding Recruitment, Examinations & Results, Notifications, Examination Programmes, Interview Schedule, Short Lists, Ranked Lists, Examination Marks, Advice made for Appointment, Status of posts, Web Edition of PSC Bulletin and Announcements are the features of the website. Rules relating to the commission can easily be viewed from the different pages of website.

The details regarding the total visits after updation is given below:-

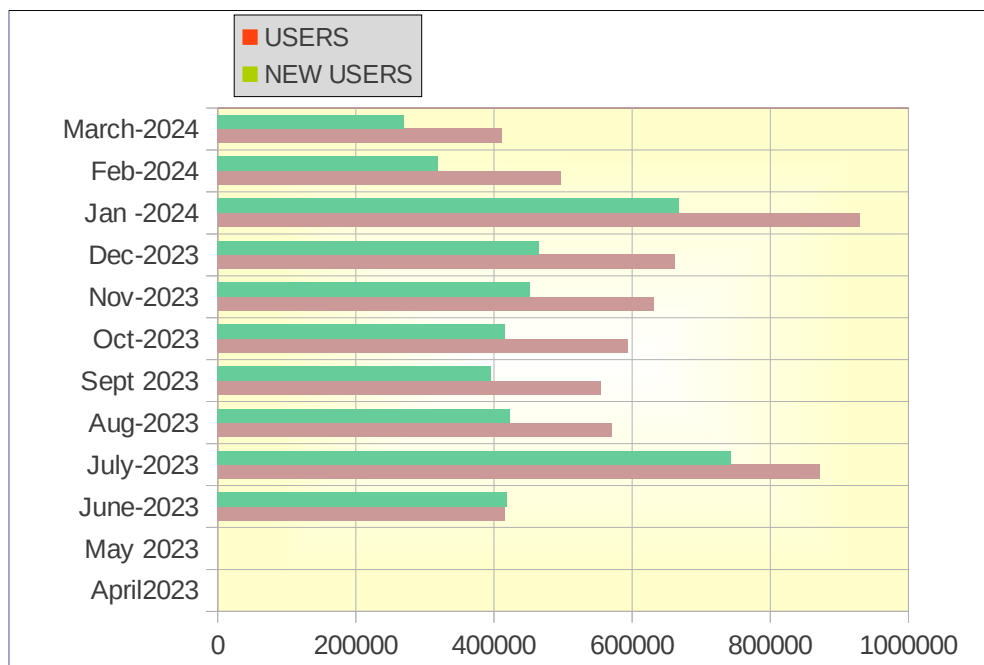
Month	USERS	NEW USERS
April 2023	Not available	Not Available
May 2023	Not available	Not Available
June 2023	416 K	419 K
July2023	871 K	743 K
Aug2023	571 K	423 K
Sep2023	555K	396 K
Oct2023	594 K	416 K
Nov2023	631 K	452 K
Dec2023	662 K	465 K
Jan2024	929 K	668 K
Feb2024	497 K	319 K
March 2024	412 K	270 K

K- one thousand

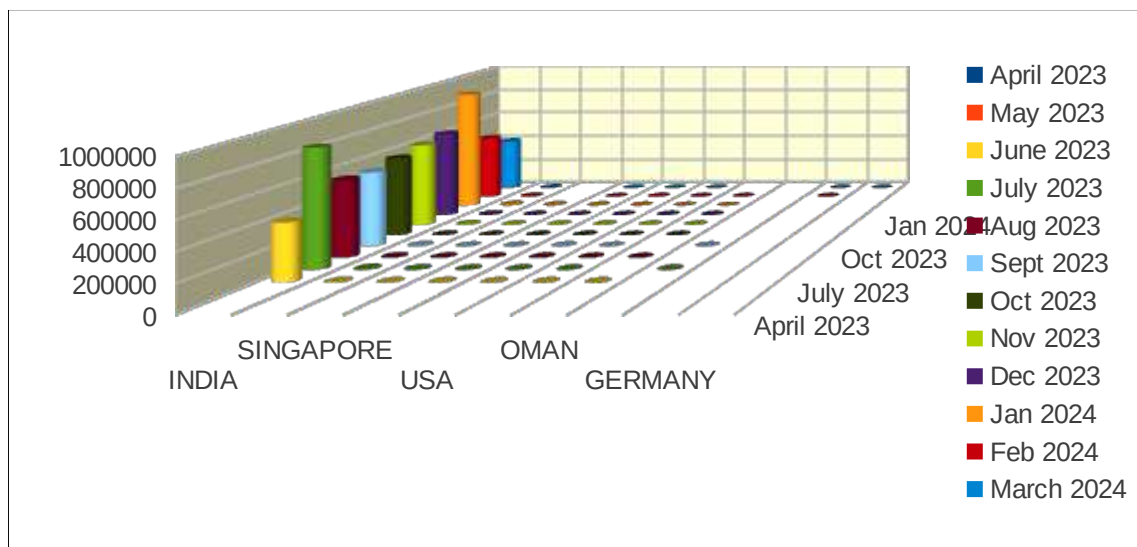
Users by Country	April 2023	May 2023	June 2023	July 2023	August 2023	September 2023	October 2023	Nov 2023	Dec 2023	Jan 2024	Feb 2024	March 2024
India	NA	NA	406 K	848 K	554 K	540K	577 K	614 K	641 K	898K	483 K	396 K
UAE	NA	NA	2.8 K	6.1 K	4.7 K	3.9 K	4.8 K	5.1 K	6.2 K	9.2 K	3.9 K	3.9 K
Singapore	NA	NA	1.7 K	4 K	1.6 K	1 K	1.3 K	1.7 K	2.3 K	4.8 K	0	0
Saudi Arabia	NA	NA	890	1.7 K	1.5 K	1.2K	1.6 K	1.7 K	2 K	3 K	1.3 K	1.2 K
USA	NA	NA	857	1.9 K	1.5 K	1.7 K	1.7 K	1.8 K	1.8 K	2.5 K	2 K	1.7 K
Qatar	NA	NA	730	1.6 K	1.2 K	1 K	1.2 K	1.4 K	1.7 K	2.5 K	1 K	917
Oman	NA	NA	495	0	848	0	961	990	1.2 K	1.7 K	720	0
Norway	NA	NA		1.2 K	0	773	0	0	0	0	0	0
Germany	NA	NA	0	0	0	0	0	0	0	0	839	1.4 K
South Korea	NA	NA	0	0	0	0	0	0	0	0	0	757

Views by page title and Screen class	April 2023	May 2023	June 2023	July 2023	August 2023	Sept 2023	Oct 2023	Nov 2023	Dec 2023	Jan 2024	Feb 2024	March 2024
Home	NA	NA	1M	2.7 M	1.8 M	1.8 M	2 M	2.1 M	2 M	2.8 K	1.5 M	1.2 K
OMR Answer key	NA	NA	249 K	464 K	340 K	256 K	240 K	0	0	0	0	0
Status of Advice	NA	NA	153 K	587 K	515K	536 K	640 K	619K	690 K	706 K	525 K	533K
Rank List	NA	NA	148 K	732 K	469 K	455 K	476 K	478 K	595 K	622 K	450 K	456 K
Previous Question paper	NA	NA	141K	0	0	0	0	252 K	260 K	349 K	262 K	197 K
Short lists	NA	NA	135 K	596 K	438 K	616 K	730 K	782 K	639 K	496 K	354 K	353 K
Lates	NA	NA	134 K	334 K	269 K	319 K	323K	323 K	304 K	301 K	229 K	236 K
Advice Today/ Latest advice	NA	NA	0	321 K	261 K	254 K	287 K	273 K	246 K	0	249 K	288 K
Login	NA	NA	0	0	0	0	0	0	0	332 K	0	0

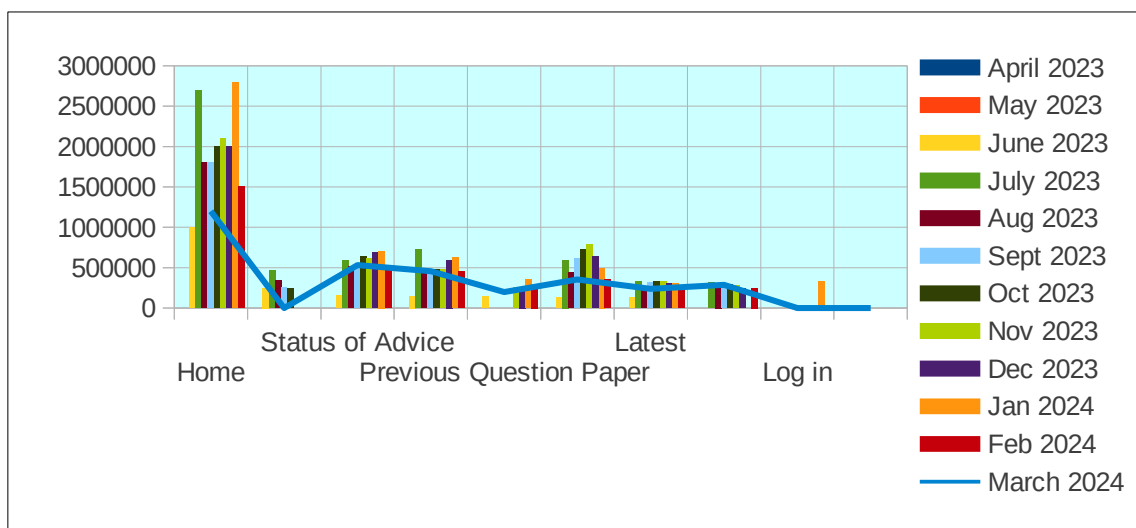
GRAPHICAL REPRESENTATION - VISITS RECEIVED DURING THE YEAR



USERS BY COUNTRY



VIEWS BY PAGE TITLE AND SCREEN CLASS



6. FUNCTIONS OF PUBLIC RELATIONS UNIT

The Public Relations Unit serves as an essential link between the Kerala Public Service Commission and the Public. Its sustained efforts play a key role in maintaining strong rapport and positive relations with various print and visual media organisations, Networks and Websites.

Information intended for the Public is regularly being supplied by means of press releases and public statements. The dates of Examination and Interviews of the Commission are given due publicity through Print and Visual media and through Website of KPSC and Facebook pages of Kerala PSC.

All the media organizations have extended wholehearted co-operation and provided valuable assistance in giving due publicity to these matters. The opinions, suggestions, criticisms and complaints made by the general public, the views of the press and leaders of eminence and luminaries of civil society are brought to the notice of the Commission in time by the Public Relations Unit. Whenever necessary, detailed public statements, clarifications, etc. are also issued by the Commission through the Public Relations Unit. The Public Relations Unit also functions as an information centre. During the year **2023-24** a total of **233** press releases were issued.

7. ENQUIRY WING

The Enquiry wing in the Head Office of the Commission works continuously from 8 am to 6 pm in two sessions on all working days. The wing consists of an Enquiry Officer and six Assistants. The Enquiry wing is rendering remarkable service to clarify the doubts of candidates approaching the Commission in person and through various other modes of communication.

PUBLICATION OF PSC BULLETIN

The PSC Bulletin, the Commission's official publication, resumed on 1st June 1997. Since then, it has been consistently published as a fortnightly on the 1st and 15th of each month without interruption. The e-Version of PSC Bulletin was commenced w.e.f. 1st April, 2021.

Information oriented articles on contemporary issues and current affairs beneficial to job seeking youth are added in the bulletin along with the regular columns such as Clarification of doubts, Advice for Appointment, Ranked Lists, Short Lists, Interview Programme, Examination Schedule, Previous Questions and Answer Key of Various Tests conducted by the Commission. Articles relating to Science and technology, Culture and model questions on general awareness, numerical aptitude, mental ability etc. are published. The details of the Gazette Notifications inviting applications for selection to various posts form the main feature of the PSC Bulletin. In the year 2023-24 :

- 24 issues of PSC Bulletin were published.
- 10,000 copies of PSC Bulletin Special Issue : 25000GK & Current Affairs (Revised) were printed and the same have been distributed all over Kerala.

Amount collected through the sales of PSC Bulletin during the year

SUBSCRIPTION		In Rs.	SUB TOTAL
1	Amount collected through Money Order @ KPSC HO	25,500.00	21,41,875.00
2	Amount collectedthrough Cash @ KPSC HO	70,050.00	
3	Amount collected through DD	300.00	
4	Amount collected through Online Payment	17,30,550.00	
5	Amount Collected through Chalan/ e- Chalan	31,320.00	
6	Amount Collected for Annual subscription of e-Version of PSC Bulletin (online Payment)	2,84,155.00	
AGENCY COLLECTION			
7	Amount collected through Money Order @KPSC HO	42,960.00	13,34,033.00
8	Amount collected through DD@KPSC HO	31,860.00	
9	Amount collected through Chalan / e-Chalan	3.61.096.00	

10	Amount collected through cash @KPSC HO	8,98,117.00	
BULLETIN			
11	Amount collected through Counter sales of Bulletin	21,345.00	21,345.00
SPECIAL ISSUES			
12	Amount collected through sales of Special Issues	22,67,675.00	24,64,825.00
13	Amount Collected through Online Payment (Special Issues)	1,97,150.00	
TOTAL			59,62,078.00

(Rupees Fifty Nine Lakhs Sixty Two Thousands and Seventy Eight only)

8. INFORMATION DISSEMINATION SECTION

Information Dissemination Section (appeal) has been created to deal with the appeals received under Right to Information Act, 2005. It also deals with Grievance petitions received from the candidates. The cell is functioning under the control of a Joint Secretary who is the first appellate authority under the provisions of Right to Information Act. There are 18 State Public Information Officers and 19 Assistant Public Information Officers and one Appellate Authority designated in KPSC.

The Commission decided to re-establish the centralised system under one SPIO in the rank of Under Secretary with two sections with effect from 01.03.2014.

The following staff are made available from the staff strength of the Commission to the above said sections to deal with the first appeals received against the decision of the SPIO's of KPSC Information Dissemination Sections.

Section Officers	:	2
Assistants	:	2
Computer Assistants	:	2
Office Attendant	:	2

DETAILS OF DISCIPLINARY ACTION IN CONNECTION WITH RTI 2005

NIL

DETAILS OF DISCIPLINARY ACTION RECOMMENDED BY STATE INFORMATION COMMISSION, KERALA

NIL

INFORMATION ON DISCIPLINARY ACTION TAKEN**NIL****SUMMARY OF DISPOSAL OF INFORMATION REQUESTS DURING THE YEAR**

Name of Department	No .of Public Authorities	No. of Public information Officers designated	No. of Appellate Officers Designated	No of requests				No of First Appeal			
				At the beginning of the Year	Received during the Year	Disposed during the Year	Rejected during the Year	Pending with Appellate Officers as on 31.03.2024	Preferred during the Year	With Appellate Officers	Disposed
KPSC	1	18	19	129	4670	4599	280	9	323	332	314

The details regarding the functioning of Information Dissemination Sections are furnished in Appendices **XXXIII to XXXIX**.

9. LIBRARY

The Kerala Public Service Commission Office Library functions as a reference-cum-lending library, and its membership is restricted to the Members and Staff of the Commission. The Working hours of Library and Reading room is from 9.00 am to 4.00 pm with an interval of 45 minutes between 12.30 and 1.15 pm. The KPSC Library is a general reference and reading library for Commission and its staff. The Library selects and procures documents and other sources of relevant information and processes the procured information or documents with the help of classification cataloguing, shelf arrangements etc. to make books, newspapers and periodicals easily available to users. KPSC Library gives Current Awareness Service (CAS) regarding new arrivals and latest service.

The following additional works are done in the library :

1. Preparation of Index of question papers of previous selective tests and departmental tests for future reference.
2. Preparation of index of the Notifications published by the Commission in the Kerala Government Gazette.
3. Classification and Cataloguing of new books received in the library.
4. Ready reference service.

Books and Periodicals available in the library

(a)	Number of Books	22500
(b)	Number of periodicals and journals	40
(c)	Addition to the stock during the period under report	1062

CHAPTER – VII**RECEIPT AND EXPENDITURE, VOLUME OF CORRESPONDENCE & FUNCTIONING OF INTERNAL AUDIT WING****RECEIPT AND EXPENDITURE**

The receipt of the Commission by way of remittance of fee to the Treasuries for admission to Departmental Tests, fee for Certificates and Other Miscellaneous receipt etc. including receipt on account of Court Fee Stamps, Indian Postal Orders, and sale of PSC Bulletin amounts to **Rs. 5,36,72,277**. The total receipt for the previous year was **Rs. 5,97,66,461**. The total Audit Estimate (sanctioned) for the period was **Rs. 217,50,66,000/-** and the expenditure comes to **Rs. 204,73,28,231/-** as against **Rs. 190,27,80,013/** in the previous year. The budget allotment for computerisation (M&E) and for setting up of Online Examination Centre (Plan Fund) is **Rs. 3,38,59,000/-** and total expenditure was **Rs. 2,96,37,559/-**

The particulars of receipts and expenditure are furnished in **APPENDIX-II**.

INTERNAL AUDIT WING

An Internal Audit Wing was constituted in Kerala Public Service Commission as per order number Estt. II(1) 1/2004/GW dated 30/03/2005 and has started functioning with effect from 1st April 2005. During the financial year 2023-2024, the Internal Audit Wing audited the accounts and allied matters of the Head Office, Regional Offices and District Offices of the Commission as per the schedule detailed below:-

Sl No	NAME OF OFFICE	PERIOD OF AUDIT	DATE OF AUDIT
1	Regional Office, Kollam	From 01.04.2022 to 31.03.2023	From 03.04.2023 to 05.04.2023
2	District Office Ernakulam	From 01.04.2022 to 31.03.2023	From 25.04.2023 to 28.04.2023
3	District Office, Kozhikode.	From 01.05.2022 to 30.04.2023	From 08.05.2023 to 11.05.2023
4	District Office, Thiruvananthapuram.	From 01.05.2022 to 30.04.2023	From 22.05.2023 to 25.05.2023

5	KPSC, Head Office Thiruvananthapuram	From 01.04.2022 to 31.03.2023	From 20.06.2023 to 23.06.2023,
			From 21.08.2023 to 24.08.2023,
			From 03.10.2023 to 11.10.2023,&
			From 18.12.2023 to 21.12.2023
6	District Office, Malappuram	From 01.06.2022 to 31.05.2023	From 13.06.2023 to 16.06.2023
7	District Office, Kollam	From 01.07.2022 to 30.06.2023	From 04.07.2023 to 07.07.2023
8	District Office, Palakkad	From 01.07.2022 to 30.06.2023	From 19.07.2023 to 22.07.2023
9	Regional Office, Kozhikode	From 01.08.2022 to 31.07.2023	From 08.08.2023 to 11.08.2023
10	District Office, Wayanad	From 01.09.2022 to 31.08.2023	From 12.09.2023 to 15.09.2023
11	District Office, Alappuzha	From 01.09.2022 to 31.08.2023	From 18.09.2023 to 21.09.2023
12	District Office, Pathanamthitta	From 01.10.2022 to 30.09.2023	From 17.10.2023 to 20.10.2023
13	District Office, Kottayam	From 01.11.2022 to 31.10.2023	From 06.11.2023 to 09.11.2023
14	District Office, Thrissur	From 01.11.2022 to 31.10.2023	From 21.11.2023 to 24.11.2023
15	Regional Office, Ernakulam	From 01.12.2022 to 30.11.2023	From 05.12.2023 to 07.12.2023
16	District Office, Idukki	From 01.01.2023 to 31.12.2024	From 16.01.2024 to 19.01.2024
17	District Office, Kasaragod	From 01.01.2023 to 31.01.2024	From 13.02.2024 to 16.02.2024
18	District Office, Kannur	From 01.03.2023 to 29.02.2024	From 12.03.2024 to 15.03.2024
19	P. R. Unit , KPSC, Thiruvananthapuram	From 01.02.2023 to 29.02.2024	From 18.03.2024 to 21.03.2024

In addition to above, the Internal Audit Monitoring Committee constituted by the Commission, with Secretary as its head and Controller of Examinations, five Additional Secretaries and Controller of Finance as members, met on 03.08.2023, 15.11.2023 and 01.03.2024 during the financial year 2023 - 2024 for evaluating and monitoring of the audit process and recommendations of the audit party in connection with audit inspection in various offices of the Commission.

VOLUME OF CORRESPONDENCE

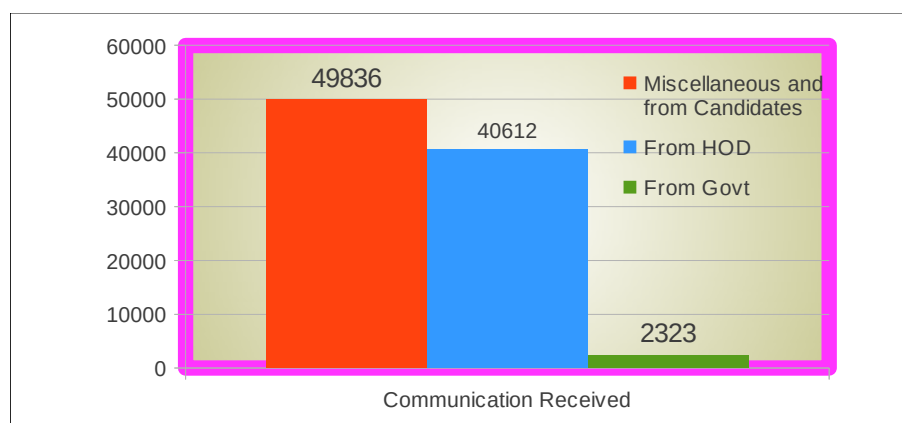
The total number of communications received from the Government and the Heads of various Departments, Companies, Corporations, Boards, Local Authorities, Co-operative Institutions, Universities etc... and other miscellaneous petitions from candidates during the year under report were **92,771** of which **30,526** were in the Head Office, **8,409** in the Regional Offices of the Commission and **53,836** in the District Offices. **2,323** communications were received from the Government, **40,612** from the Heads of various Departments, Companies, Corporations, Boards, Local Authorities, Co-operative Institutions and Universities etc... While **49,836** communications were received by way of petitions from candidates and other

miscellaneous references.

CORRESPONDENCES AND COMMUNICATIONS RECEIVED AT A GLANCE

CORRESPONDENCES AND COMMUNICATIONS RECEIVED DURING THE PERIOD 2023-24						
Name of Office			From Govt.	From H.O.D	From candidates and Miscellaneous	Total
PSC HEAD OFFICE			2202	6542	21782	30526
REGIONAL OFFICES		Kollam	0	1575	2136	3711
		Ernakulam	0	759	2013	2772
		Kozhikode	0	239	1687	1926
DISTRICT OFFICES	1	Thiruvananthapuram	0	2095	1952	4047
	2	Kollam	0	2021	992	3013
	3	Pathanamthitta	2	1479	742	2221
	4	Alappuzha	1	2463	1160	3623
	5	Kottayam	10	1206	695	1901
	6	Idukki	15	2335	779	3114
	7	Ernakulam	45	1728	3401	5129
	8	Thrissur	0	2550	1491	4041
	9	Palakkad	0	1923	1074	2997
	10	Malappuram	2	3502	2062	5564
	11	Kozhikode	0	2137	3508	5645
	12	Wayanad	46	1260	1762	3735
	13	Kannur	0	1768	2475	4243
	14	Kasaragod	0	5030	125	5155
TOTAL			2323	40612	49836	92771

GRAPHICAL REPRESENTATION - COMMUNICATIONS RECEIVED



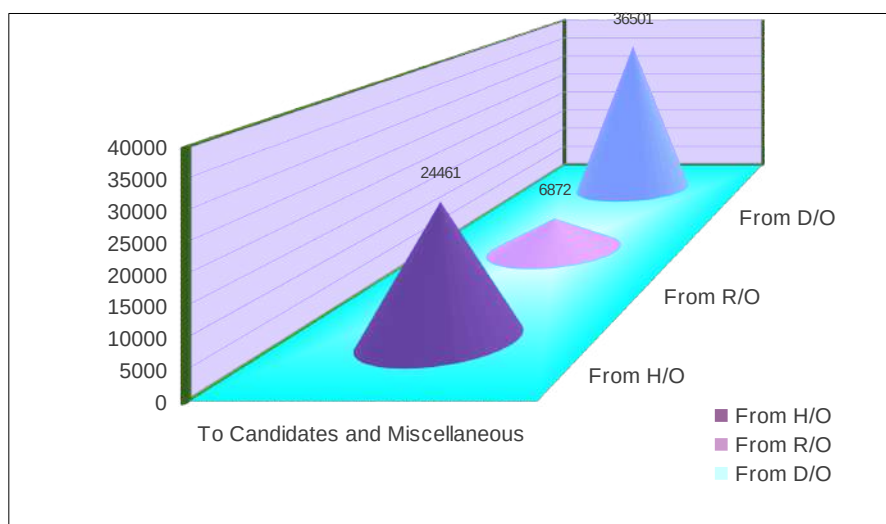
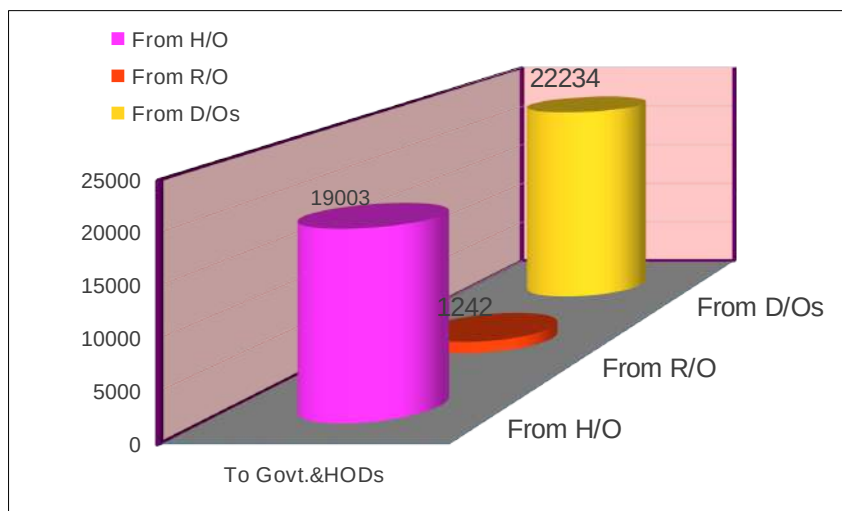
CORRESPONDENCE AND COMMUNICATIONS SENT

During the year under report, a total of **1,10,313** communications were sent to the Government, Heads of various departments, Companies, Corporations, Boards, Local Authorities, Co-operative Institutions, Universities and to candidates, of which **43,464** were sent from the Head Office and **8,114** from the Regional Offices and **58,735** from the District Offices of the Commission. **1,136** communications were sent to Government and **41,343** to the Heads of various departments, Companies, Corporations, Boards, Local Authorities, Co-operative Institutions and Universities. A total of **67,834** communications were sent to the candidates by way of Admission Tickets, Rejection Memos etc. and other miscellaneous correspondence of which **24,461** were sent from the head office and **6,872** from the Regional Offices and **36,501** from the District Offices of the Commission.

CORRESPONDENCES AND COMMUNICATIONS SENT AT A GLANCE

CORRESPONDENCES AND COMMUNICATIONS SENT DURING THE PERIOD 2023-24						
Name of Office			To Govt.	To H.O.D.	To candidates and Miscellaneous	Total
PSC HEAD OFFICE			1099	17904	24461	43464
REGIONAL OFFICES		Kollam	0	909	2403	3312
		Ernakulam	0	205	2564	2769
		Kozhikode	0	128	1905	2033
DISTRICT OFFICES	1	Thiruvananthapuram	0	1924	4949	6873
	2	Kollam	0	2267	1926	4193
	3	Pathanamthitta	0	2137	1072	3209
	4	Alappuzha	1	1634	1843	3478
	5	Kottayam	17	1514	1584	3115
	6	Idukki	0	973	1691	2664
	7	Ernakulam	9	1078	3695	4782
	8	Thrissur	0	2178	3053	5231
	9	Palakkad	0	1128	1980	3108
	10	Malappuram	3	721	4664	5388
	11	Kozhikode	0	2749	3423	6172
	12	Wayanad	7	1100	1552	2643
	13	Kannur	0	2412	2738	4283
	14	Kasaragod	0	2309	2331	3596
TOTAL			1136	41343	36501	110313

GRAPHICAL REPRESENTATION - COMMUNICATIONS SENT



CHAPTER –VIII EXAMINATIONS

EXAMINATION WING

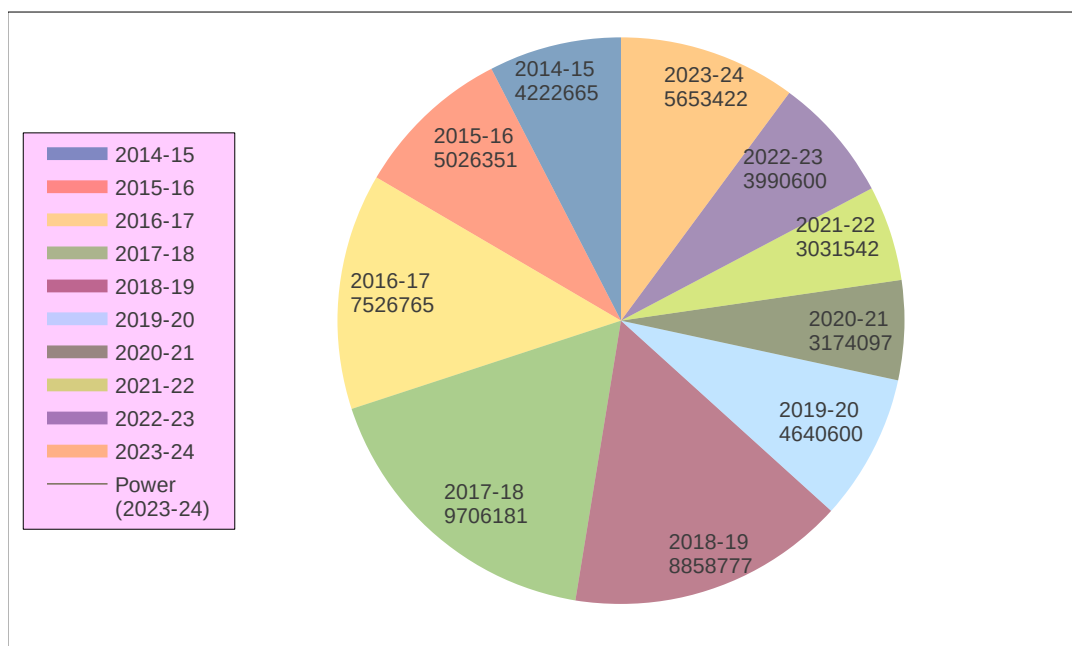
Examination Wing functions under an Additional Secretary. The foremost function of this wing is to conduct examinations. This includes a wide range of processes like allotment of examination centres, generation of admission tickets etc. The answer scripts of all

examinations conducted are brought to this wing. The processing of answer scripts (with address lists and identification certificates) of the candidates and preparation of examination results are carried out in the section. During the year under report **259** written /OMR Tests were conducted for various posts in which **52,81,722** candidates were admitted. In addition, **25** Online Examinations were also conducted in which **3,71,700** candidates were admitted.

CANDIDATES ADMITTED FOR WRITTEN TEST/OMR / ONLINE EXAMINATIONS DURING THE LAST TEN YEARS

Year	No. of Candidates admitted for exam
2014-15	42,22,665
2015-16	50,26,351
2016-17	75,26,765
2017-18	97,06,181
2018-19	88,58,777
2019-20	46,40,600
2020-21	31,75,097
2021-22	30,31,539
2022-23	39,90,600
2023-24	56,53,422

GRAPHICAL REPRESENTATION OF CANDIDATES ADMITTED FOR WRITTEN TEST/OMR / ONLINE EXAMINATIONS DURING THE LAST TEN YEARS



The examinations conducted by the Commission during the year 2023-24 are detailed in **APPENDIX VI**.

CHAPTER - IX

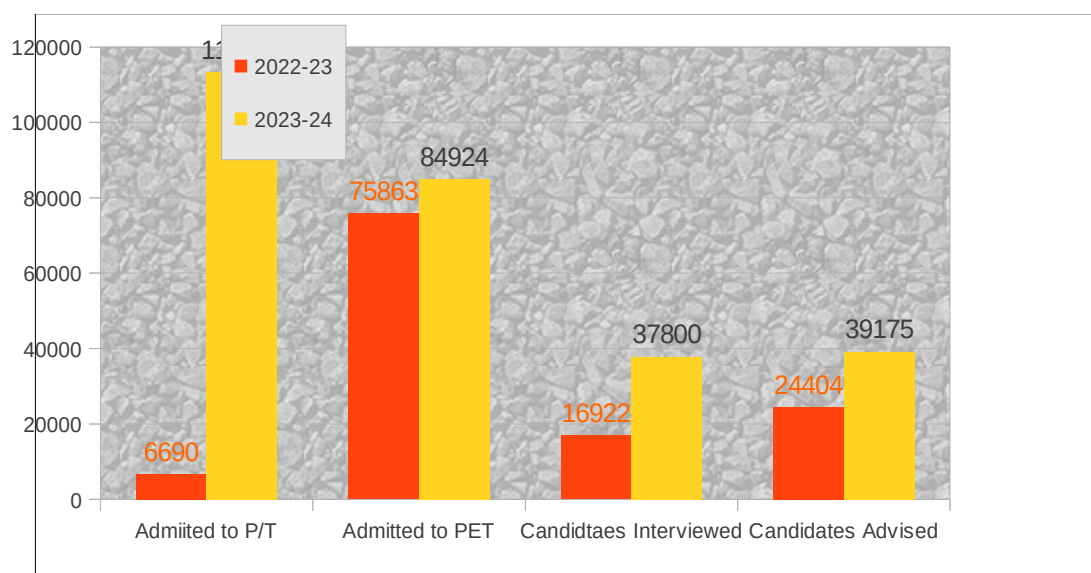
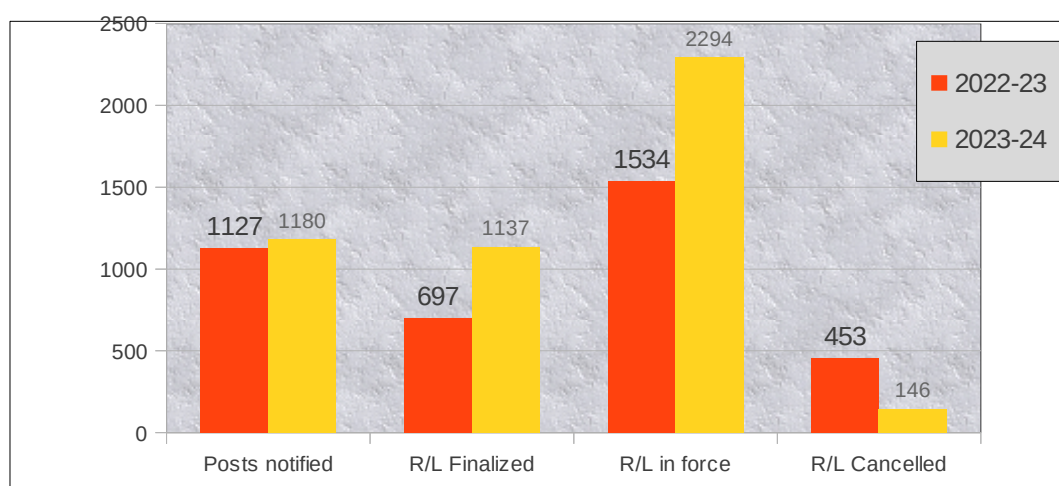
RECRUITMENT- GENERAL

RECRUITMENT AT A GLANCE

Particulars	2022-23 (Previous Year)	2023-24 (Current Year)
Number of posts Notified	1127	1180
Applications received	8237643	1,06,92,794
Candidates admitted for Examination	3990600	56,53,422
Candidates subjected to Practical Test	6690	113289
Candidates subjected to Physical Efficiency Test	75863	84924
Candidates subjected to Interview	16922	37800

Short lists finalised	1206	1492
Ranked lists finalised	697	1137
Ranked lists in force	1534	2294
Ranked lists cancelled/exhausted	453	146
Candidates advised	24404	39175

GRAPHICAL REPRESENTATION



NOTIFICATIONS

During the year **1180** posts were notified including Statewide and District wise recruitment under various categories. The particulars of notifications issued during the year are furnished in **APPENDIX III**. District wise notification to the posts of subordinate services, company/corporations, co-operative sectors are shown separately in the **APPENDIX III**

POSTS NOTIFIED AT A GLANCE

Details	Head Office		Regional Offices		District Offices		TOTAL
	General	Special	General	Special	General	Special	
State Service	161	15	1	0	0	0	177
Subordinate Service	164	8	8	0	632	43	855
Companies/Corporations/Board/Local Authority	77	4	8	0	0	0	89
Co-operative Sector	54	0	0	0	5	0	59
Suitability Test/Eligibility Test	0	0	0	0	0	0	0
Grand Total	456	27	17	0	637	43	1180

During the year **172** posts were notified for **NCA** vacancies. The particulars of **NCA** vacancies filled so far are furnished in **Appendix – XIII**

POSTS NOTIFIED AT A GLANCE - NCA NOTIFICATION

Details	Statewise Selections	Districtwise Selections	TOTAL
State Service	19	0	19
Subordinate Service	13	124	137
Companies/Corporations/Boards/Local Authorities	5	0	5
Co Operative sector	11	0	11
TOTAL	48	124	172

APPLICATIONS FOR SELECTION

The total number of applications for selection received during the year was **1,06,92,794** of which **62,68,843** were for State-wide selections and **44,23,951** applications were received for District-wise selection. The detailed break up is as follows.

Details	Head Office		Regional Office		District Office		Total
	General	Special	General	Special	General	Special	
State Service	733691	44996	0	0	0	0	778687
Subordinate Service	2613740	11069	270143	0	4174829	249120	7318901
Companies/Corporations / Board /Local Authorities/Universities	1558238	21347	97805	0	0	0	1677390
Co-operative Sector	917814	0	0	0	2	0	917816
Grand Total	5823483	77412	367948	0	4174831	249120	10692794

COMPARATIVE ANALYSIS OF APPLICATIONS RECEIVED DURING THE LAST TEN YEARS

Year	No. of Applications
2014-2015	58,11,567
2015-2016	46,54,692
2016-2017	1,01,59,398
2017-2018	1,31,99,381
2018-2019	36,25,576
2019-2020	94,86,503
2020-2021	56,35,437
2021-2022	1,19,47,734
2022-2023	82,37,643
2023-2024	1,06,92,794

STAGES OF SELECTION

The applications pending finalisation at the end of the reporting year were at various stages in the selection process.

Written Test/OMR/Online Examinations

During the year **52,81,772** candidates were admitted to **259** tests (Written/ OMR) and ,

3,71,700 candidates were admitted to **25** Online Examinations. Details of candidates subjected to written test may be seen in **APPENDIX-VI**

Practical Test and Physical Efficiency Test

During the year **1,98,213** candidates were admitted to Practical Test and Physical Efficiency tests. Details of Candidates admitted to Practical Test/Physical Efficiency test may be seen in **APPENDIX-VII.**

Interview

During the year a total number of **37,800** candidates were interviewed for **586** posts. Details of candidates interviewed may be seen in **APPENDIX-VIII.**

POSTS FOR WHICH RANKED LISTS/SHORT LISTS ARE TO BE PUBLISHED

The details of posts for which Written Test/OMR/Online/Practical Test/Interview is over but Ranked List/Short List to be published may be seen in **APPENDIX-IV.**

MODE OF SELECTIONS

Based on the nature of the job, candidates merit was assessed and selections were finalized using one or more of the following procedures.

1. Written /OMR /ONLINE Test alone
2. Written Test/OMR/ONLINE + Practical Test/Physical Efficiency Test
3. Written/OMR/ONLINE Test + Practical Test/Physical Efficiency Test +Interview
4. Written /OMR/ONLINE Test + Interview
5. Practical Test/Physical Efficiency Test + Interview
6. Interview alone

The percentage of marks obtained by the candidates in the qualifying examinations is also taken into consideration for ranking of candidates to certain posts, mainly teaching posts in Colleges and Higher Secondary Schools.

RANKED LISTS FINALISED DURING THE YEAR

During the year **1137** Ranked lists were brought into force for various posts in the Head Office and District Offices of the Commission. A total number of **1,44,285** candidates were

included in the Ranked lists. The particulars of Ranked lists finalised during the year are given in **APPENDIX-IX**.

RANKED LISTS IN FORCE

A total of **2294** ranked lists containing **3,13,954** candidates were in force in the Head Office, Regional Offices and District Offices of the Commission.

The particulars of Ranked List in force at the close of the year are furnished in **APPENDIX – X**.

RANKED LISTS CANCELLED / EXHAUSTED DURING THE YEAR

A total of **365** Ranked lists for various posts were either cancelled or exhausted during the period. The particulars of Ranked lists cancelled or expired during the year are furnished in **APPENDIX-XI**.

During the year **11** Ranked Lists were cancelled without advising even a single candidate. Please see **APPENDIX XII**.

RANKED LISTS AT A GLANCE

Details	Finalised during the year		In force at the close of year		Cancelled/Expired during the year	
	General	Special	General	Special	General	Special
HEAD OFFICE						
State Service	113	0	258	40	28	0
Subordinate Service	119	0	270	42	43	0
Companies/Corporation/Board/Loc. Authorities/Universities	90	0	138	10	15	0
Co-operative Sector	0	0	81	0	9	0
REGIONAL OFFICES						
State Service	3	0	7	0	1	0
Subordinate Service	23	0	82	0	6	0
Companies/Corporation/Board/Loc. Authorities/Universities	6	0	28	0	5	0

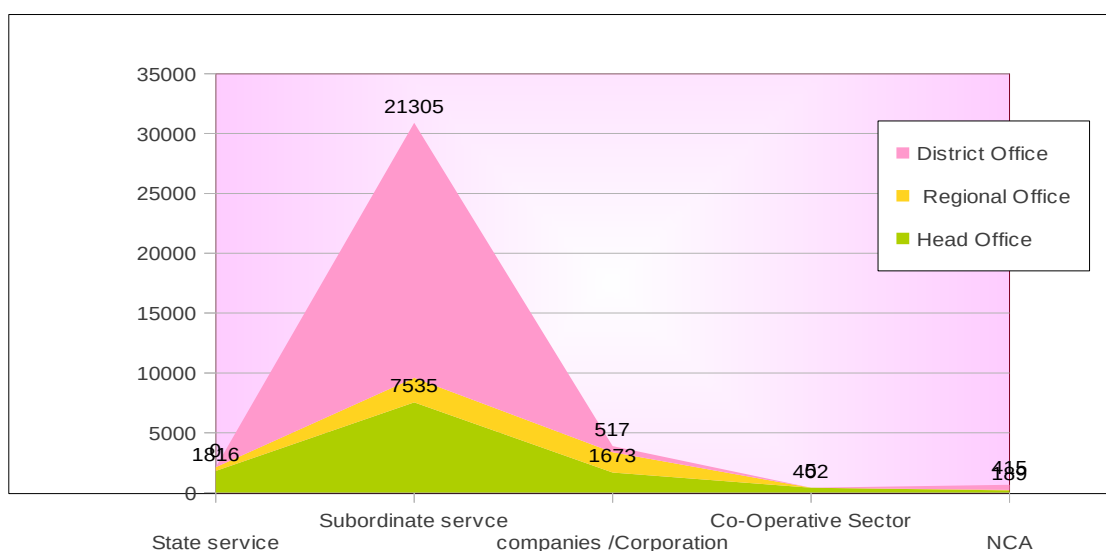
Co-operative Sector	0	0	0	0	0	0
DISTRICT OFFICES						
State Service	0	0	0	0	0	0
Subordinate Service	670	90	1154	180	203	16
Companies/Corporation/Board/Local Authorities/Universities	11	0	4	0	0	0
Co-operative Sector	12	0	0	0	0	0

ADVICE ON RECRUITMENT

39,175 (including special recruitment DA, B/T and NCA) Candidates were advised for recruitment from the Head Office, Regional and District Offices of the Commission. Gender wise break-up of candidates advised for recruitment to various posts is as follows:

STATISTICAL REPRESENTATION OF ADVICE ON RECRUITMENT

HEAD OFFICE									REGIONAL OFFICE								DISTRICT OFFICE								TOTAL
	GENERAL				SPECIAL		DA	B/T	GENERAL				SPECIAL		DA	B/T	GENERAL				SPECIAL		DA	B/T	
	M	EWS	F	EWS	M	F			M	EWS	F	EWS	M	F			M	EWS	F	EWS	M	F			
STATE SERVICE	494	17	1066	11	14	47	133	34	140	9	123	7	0	0	10	4	0	0	0	0	0	0	0	0	2109
SUBORDINATE SERVICE	2967	87	3720	95	63	104	213	286	1310	10	599	12	0	0	110	6	9102	98	10233	231	926	313	860	781	32138
COMPANY/CORPORATION BOARD	617	45	716	30	3	5	233	24	725	108	727	94	0	0	38	0	365	0	152	0	0	0	0	0	3882
CO-OPERATIVE SECTOR	141	16	150	9	0	0	36	50	0	0	0	0	0	0	0	0	0	0	5	0	0	0	0	0	407
NCA ADVISES	82	0	107	0	0	0	0	0	47	0	0	0	0	0	0	0	97	0	318	0	0	0	0	0	651
TOTAL	4301	165	5759	145	80	156	615	394	2222	127	1449	113	0	0	158	10	9564	98	10708	231	926	313	860	781	39175



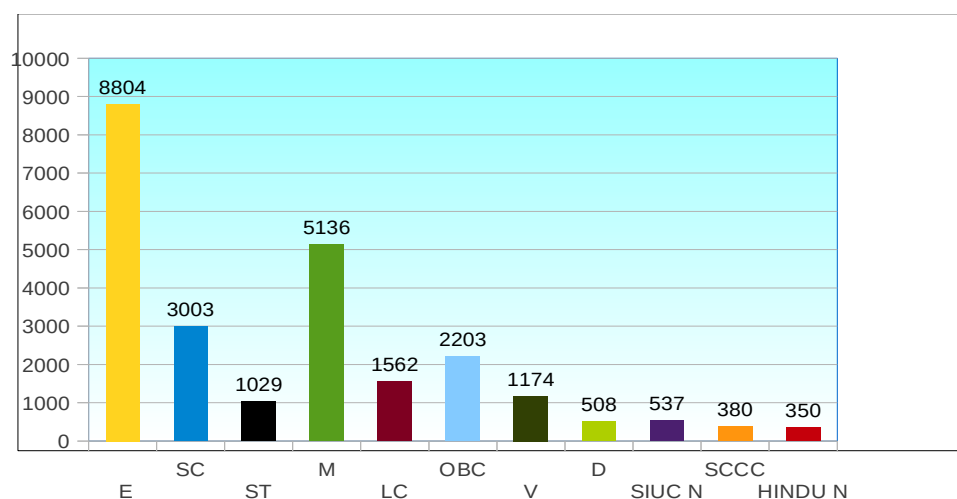
GRAPHICAL REPRESENTATION

DETAILS REGARDING THE BREAK UP OF RESERVATION GROUPS ADVISED ON OC AND BC TURNS ON GENERAL RECRUITMENT ARE GIVEN BELOW.

	State Service	Subordinate Service	Companies/Corpns/ Boards/ Universities etc.	Co-Operative Sector	Total
EZHAVA					
OC Turn	108	3658	549	41	8804
BC Turn	229	3737	447	35	
Total	337	7395	996	76	
SC					
OC Turn	9	151	5	2	3003
BC Turn	104	2387	317	28	
Total	113	2538	322	30	
ST					
OC Turn	0	38	0	0	1029
BC Turn	68	764	152	7	
Total	68	802	152	7	
MUSLIM					
OC Turn	111	922	97	9	5136
BC Turn	214	3321	429	33	
Total	325	4243	526	42	
LC/AI					
OC Turn	5	168	16	9	1562
BC Turn	71	1124	158	11	
Total	76	1292	174	20	
OBC					

OC Turn	24	926	83	6	2203
BC Turn	62	925	165	12	
Total	86	1851	248	18	
VISWAKARMA					
OC Turn	11	247	28	3	1174
BC Turn	54	752	76	3	
Total	65	999	104	6	
DHEEVARA					
OC Turn	4	124	16	2	508
BC Turn	15	297	46	4	
Total	19	421	62	6	
SIUC NADAR					
OC Turn	6	146	9	1	537
BC Turn	14	313	46	2	
Total	20	459	55	3	
SCCC					
OC Turn	0	38	0	0	380
BC Turn	13	293	34	2	
Total	13	331	34	2	
HINDU-NADAR					
OC Turn	1	102	16	4	350
BC Turn	11	194	22	0	
Total	12	296	38	4	

RESERVATION GROUPS ADVISED ON OC AND BC TURNS GRAPHICAL REPRESENTATION

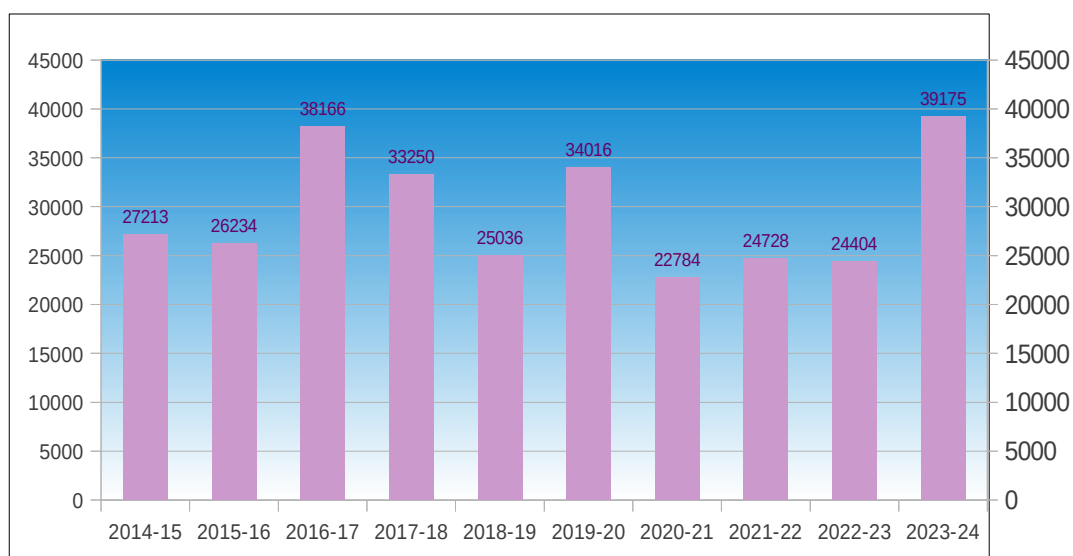


The details of candidates advised on recruitment during the year are furnished in **APPENDICES XIII&XIV.**

COMPARATIVE ANALYSIS OF CANDIDATES ADVISED ON RECRUITMENT DURING THE LAST TEN YEARS

Year	No. of Advice
2014-2015	27,213
2015-2016	26,234
2016-2017	38,166
2017-2018	33,250
2018-2019	25,036
2019-2020	34,106
2020- 2021	22,784
2021-2022	24,728
2022-2023	24,404
2023-2024	39175

GRAPHICAL REPRESENTATION



DETAILS OF THROWNOUT/RE-REGISTERED DURING THE FINANCIAL YEAR 2023-24

THROWN OUT AND RE- REGISTERED DETAILS					
Sl No	Name of post and Department	Date of advice	No. of post Advised	Date of Re-registration	Remarks
HEAD OFFICE					
NIL					
REGIONAL OFFICES					
NIL					
DISTRICT OFFICE THIRUVANANTHAPURAM					
1	LDC (Food safety)	09/05/2023	1	18/08/2023	
DISTRICT OFFICE KOLLAM					
1	Confidential Assistant Grade II – Various	05/09/2023	1	03/07/2023	
DISTRICT OFFICE ALAPPUZHA					
1	L. D Typist	05/09/2023	1		Deemed Thrown out
DISTRICT OFFICE KOTTAYAM					
1	Clerk, Treasury	06.07.2023	2	01.11.2023	Deemed Thrown out
2	LGS	20.03.2023	1	10.01.2023	
3	CA Gr II- Various	21.07.2023	1	12.10.2023	Deemed Thrown out
4	HST (Natural Science) Education	16.09.2023	1	27.11.2023	Deemed Thrown out
5	Pharmacist Gr II (Ayurveda) , ISM	17.10.2023	1	09.01.2024	
DISTRICT OFFICE ERNAKULAM					
1	PTHST (Arabic) , Education	20.06.2023	1		Deemed Thrownout , Waiting for Orders
2	LDC (various) -Printing	12.07.2023	1	08.12.2023	
DISTRICT OFFICE WAYANAD					
1	Office Attendant – SC/ST	20.02.2023	1	17.04.2023 (18.05.2023) Judicial (Civil)	
2	Confidential Assistant Gr II (Various) State archives (HQ)	07.01.2019	1	15.05.2023 (29.05/2023 Re advce) General Administration	
3	Office Attendant (Various MV)	08.02/2023	1	04.11.2023 Land Revenue	
4	LDV (various) Printing)	18.05.2023	1	01.11.2023 (04.11.2023) Kerala Police	
DISTRICT OFFICE KANNUR					
1	LD typist (various) - Archaeology	27.12.2023	1		Deemed Thrown Out on 06.02.2024
OTHER DISTRICT OFFICES					
NIL					

CHAPTER-X

RECRUITMENT - COMPANIES / CORPORATIONS / BOARDS / LOCAL AUTHORITIES/ UNIVERSITIES

Under Article 321 of the Constitution of India, a law enacted by the state Legislature may empower the Kerala Public Service Commission to perform additional functions concerning the services of Companies, Corporations, Boards, Local Authorities and Universities. Additional Functions Acts are enacted by the Legislature from time to time. Selection process to various posts to these institutions are carried out in Corporation Wing which functions under an Additional Secretary. At present there are **115** Companies, Corporations, Boards, and **5** Welfare Boards and **13** Universities for which recruitment of candidates is made through Kerala Public Service Commission.

During the year **89** posts were notified for selection to various posts in Companies, Corporations, Boards and Local Authorities for which **16,77,390** applications were received. **3,882** candidates were advised to these bodies.

Names of Universities in which recruitments are under the purview of the commission :

1. Cochin University of Science & Technology (CUSAT)
2. Mahatma Gandhi University
3. University of Calicut
4. Kerala Agricultural University
5. Sree Sankaracharya University of Sanskrit
6. National University of Advanced Legal Studies (NUALS)
7. University of Kerala
8. Kannur University
9. Kerala Veterinary and Animal Sciences University
10. Kerala University of Fisheries and Ocean Sciences

11. Thunchath Ezhuthachan Malayalam University

12. APJ Abdul Kalam Technological University

13. Kerala University of Health Sciences

CHAPTER – XI

RECRUITMENT – CO-OPERATIVE SECTOR

The Kerala Public Service Commission (Additional Functions as Respects Certain Societies) Act 1996 empowers the Commission to exercise additional functions in regard to the recruitment of employees in 15 Apex Co-operative Societies and District Co-operative Banks. The rules under the Act viz, The Kerala Public Service Commission (Consultation by Committee of Co-operative Society) Rules, 1998 were issued on 10.03.1998. Selection process to various posts to these bodies are carried out in Co-operative Sector Section, which functions under a Joint Secretary. Selection process for 14 District Co-operative Banks, 15 Apex Co-operative Societies are kept under the purview of the Commission. At present there are **29** Co Operative institutions come under the purview of the Commission.

During the reporting year **59** posts were notified for selection to various posts in Co-operative sector for which **9,17,816** applications were received and also **407** candidates were advised by the Commission.

CHAPTER – XII

SPECIAL RECRUITMENT FOR SCHEDULED CASTES AND SCHEDULED TRIBES

In accordance with the policy of the Government and as provided in Rule 17 A of the Kerala State and Subordinate Service Rules, 1958, the Commission continued the Special Recruitment of Scheduled Caste/Scheduled Tribe candidates in respect of vacancies reported by the appointing authorities.

NOTIFICATIONS

During the year a total number of **70** posts were notified for Special Recruitment from among the Scheduled Castes and Scheduled Tribes. The break up is as follows:

SPECIAL RECRUITMENT - POSTS NOTIFIED

Service	State wide	District wise
State Service	15	0
Subordinate Service	8	43
Company/Corporation/Board/Local Authority	4	0
Co-operative Institutions	0	0
Total	27	43

The details of notifications issued for Special Recruitment from among the Scheduled Castes and Scheduled Tribes furnished in **APPENDIX –III**

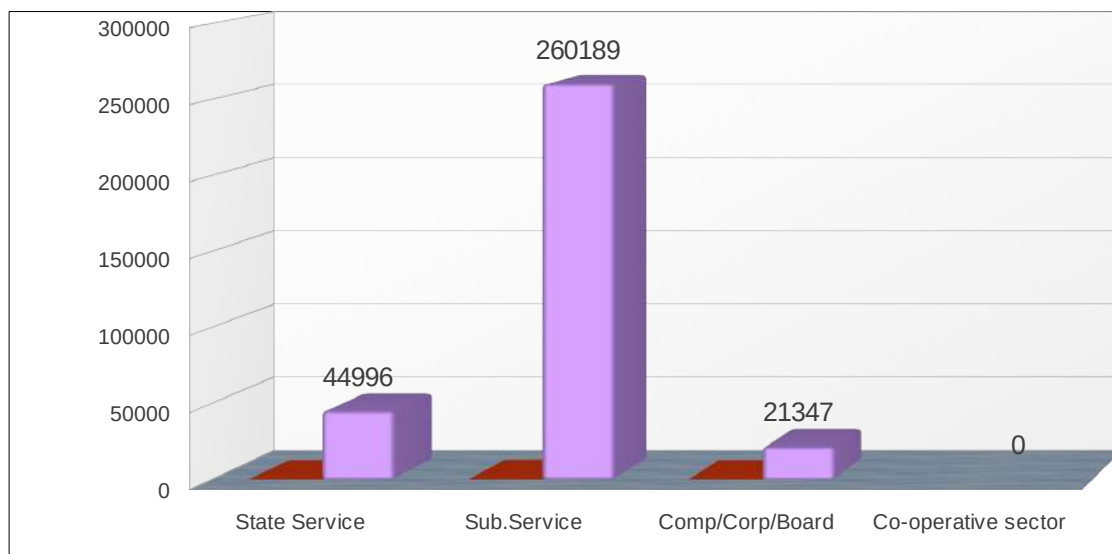
APPLICATIONS RECEIVED DURING THE YEAR

During the year a total number of **3,26,532** applications for **70** posts were received for Special Recruitment from the Scheduled Castes and Scheduled Tribes.

SPECIAL RECRUITMENT - APPLICATIONS RECEIVED

Service	State-wide		District wise		Total Applications
	Posts	Applications	Posts	Applications	
State Service	15	44,996	0	0	44,996
Subordinate Service	8	11069	43	249120	2,60,189
Company/Corporation/Board/Local Authority	4	21347	0	0	21,347
Co-operative Institutions	0	0	0	0	0
TOTAL	27	77412	43	249120	326532

GRAPHICAL REPRESENTATION



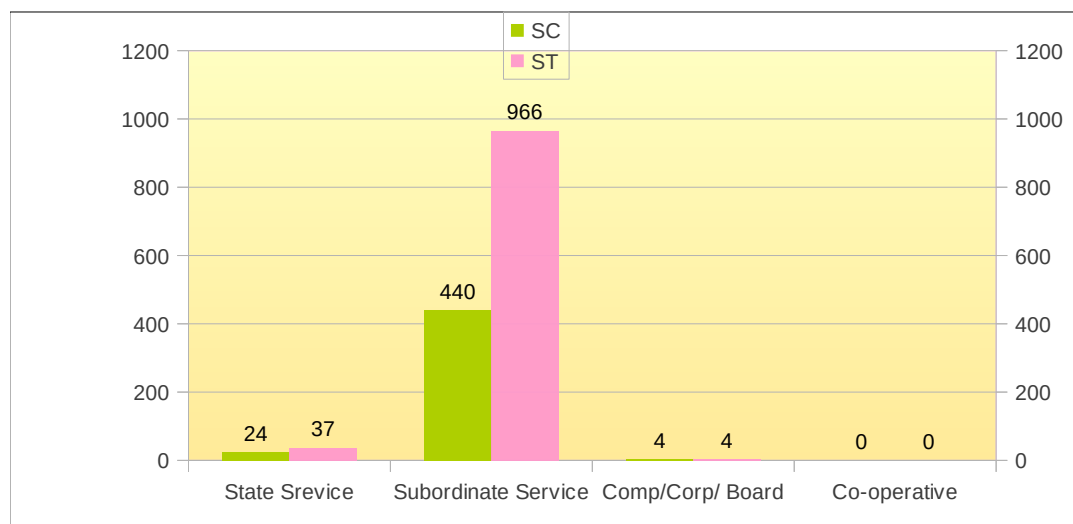
ADVICE ON SPECIAL RECRUITMENT

The details of **1,475** advices made under Special Recruitment from the Scheduled Castes and Scheduled Tribes are furnished in **APPENDIX – XIV**.

DETAILS OF SPECIAL RECRUITMENT-CANDIDATES ADVISED

Service	Statewide				District wise			
	SC		ST		SC		ST	
	Male	Female	Male	Female	Male	Female	Male	Female
State Service	2	22	12	25	0	0	0	0
Subordinate Service	10	45	53	59	318	67	664	190
Company/Corporation/Board/ Local Authority	1	3	2	2	0	0	0	0
Co-operative Institutions	0	0	0	0	0	0	0	0
TOTAL	13	70	67	86	318	67	664	190

GRAPHICAL REPRESENTATION OF SPECIAL RECRUITMENT-CANDIDATES ADVISED



Paucity of candidates for Special Recruitment.

During the period paucity of candidates for Special recruitment were reported in **8** posts . Details are given in the **Appendix XVI**.

CHAPTER-XIII

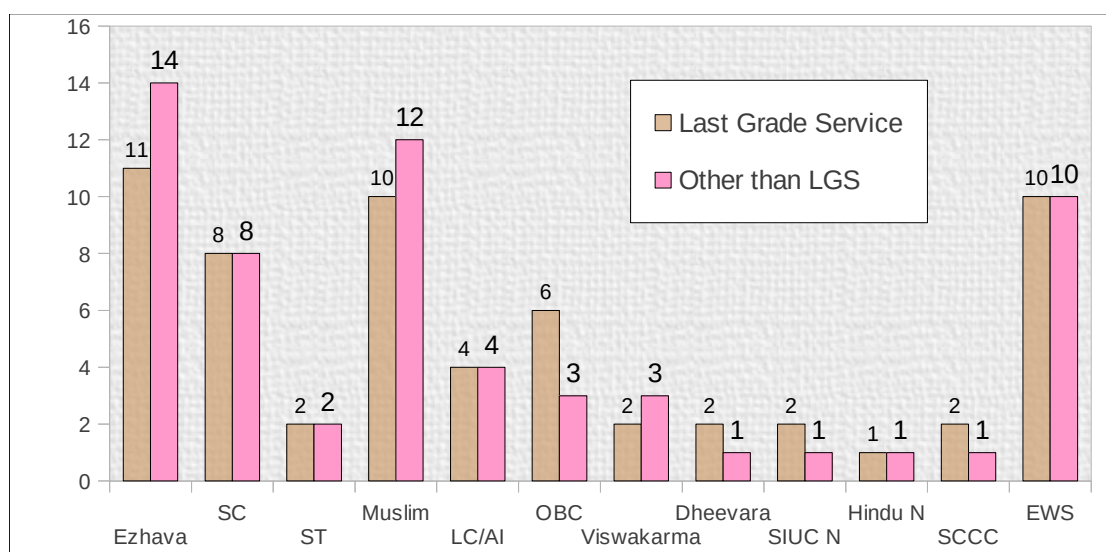
PERCENTAGE OF RESERVATION TURNS ALLOTTED TO SCHEDULED CASTES, SCHEDULED TRIBES AND OTHER BACKWARD CLASSES

The percentage of reservation allotted to different groups of communities in the list of Other Backward Communities, Scheduled Castes and Scheduled Tribes is shown hereunder:

RESERVATION GROUP	PERCENTAGE	
	Posts included in LGS	Other than LGS
Ezhava	11	14

Scheduled Caste	8	8
Scheduled Tribe	2	2
Muslim	10	12
Latin Catholic/AI	4	4
OBC	6	3
Viswakarma	2	3
Dheevara	2	1
SIUC Nadar	2	1
SCCC	2	1
Hindu Nadar	1	1
Economically weaker Sections	10 (from the OC turns)	10 (from the OC turns)

GRAPHICAL REPRESENTATION OF PERCENTAGE OF RESERVATION TURNS FOR LAST GRADE SERVICES AND OTHER THAN LAST GRADE SERVICES



CHAPTER – XIV

RESERVATION FOR THE DIFERENTLY ABLED CANDIDATES

The Persons With Disabilities (Equal Opportunities, Protection of Rights, and Full Participation) Act, 1995 was enacted to safeguard the dignity, equality, and non –

discriminatory treatment of all persons with disabilities. It ensures that they can lead a fulfilling lives with access to equal opportunities. The Act also aligns with the rights outlined under the United Nations Convention on the Rights of Persons with Disabilities (UNCRPD), to which India is a signatory. Initially, it recognized seven category of disabilities: blindness, low vision, leprosy cured, hearing impairment, locomoter disability, mental retardation, and mental illness.

With a social welfare oriented approach, the Act prioritized the prevention and early detection of disabilities, as well as the education and employment of persons with disabilities (PwD). Significantly, Section 33 mandated 3% reservation in government employment for PwD. In response, the Government of Kerala issued G.O. (P) NO.20/98/P & ARD and G.O. (P) No. 31/08/SJD, formalizing a 3% reservation in Government job vacancies for PwD candidates, there by promoting inclusion and equal opportunities.

The Persons with Disabilities (Equal Opportunities, Protection of Rights, and Full Participation) Act, 1995 was replaced by the Rights of Persons with Disabilities (RPwD) Act, 2016, a landmark legislation aimed at addressing the shortcoming of its predecessor. The RPwD Act expands protection and opportunities for persons with disabilities across a wide range of areas, including accessibility, education, employment, social protection, and legal remedies, ensuring their inclusion and well-being in all aspects of life.

One of the key updates in the RPwD Act, 2016, is the expansion of the list of recognized disabilities from 7 to 21 conditions. In addition to the original categories, the Act now includes disabilities such as cerebral palsy, dwarfism, muscular dystrophy, acid attack survivors, hard of hearing, speech and language disabilities, specific learning disabilities, autism spectrum disorders, chronic neurological conditions like multiple sclerosis and Parkinson's disease, blood disorders such as haemophilia, thalassemia, and sickle cell anaemia, as well as multiple disabilities.

Under Section 34 of the RPwD Act, the reservation for persons with disabilities in government employment has been increased form 3% to 4 %. In line with this, the Government of Kerala issued G.O.(P) No. 12/2019/SJD, dated 31st October 2019, enhancing the reservation to 4 %. The Kerala Public Service Commission has effectively implemented these guidelines, extending the 4 % reservation to those Posts and Categories identified by the government as suitable for reservation under the Differently Abled (DA) category. The details of the period under review are provided below.

NUMBER OF CANDIDATES ADVISED AGAINST DA VACANCIES

Service	Statewide				District wise				Total
	DA-LV	DA-HI	DA-LD/ CP	Multiple Disabilities	DA-LV	DA-HI	DA-LD/ CP	Multiple Disabilities	
State Service	49	54	40	0	0	0	0	0	143
Subordinate Service	128	133	62	0	283	268	307	2	1183
Company/Corporation/Board/Local Authority	123	80	68	0	0	0	0	0	271
Co-operative Institutions	12	17	7	0	0	0	0	0	36
TOTAL	312	284	177	0	283	268	307	2	1633

DETAILS OF DA TURNS KEPT UNFILLED FOR NOTIFICATION

Service	State-wide				District wise				Total
	DA - LV	DA-HI	DA-LD/ CP	Multiple Disabilities	DA-LV	DA-HI	DA-LD/ CP	Multiple Disabilities	
State Service	13	8	13	1	0	0	0	0	35
Subordinate Service	8	3	1	0	42	43	26	18	123
Company/Corporation/Board/Local Authority	0	0	0	0	0	0	0	0	0
Co-operative Institutions	7	0	0	0	0	0	0	0	7
TOTAL	28	11	14	1	42	43	26	18	165

CHAPTER – XV

REGIONAL OFFICES

Regional Offices at Kollam, Ernakulam and Kozhikode are headed by a Regional Officer in the cadre of a Joint Secretary. The staff details of each regional office is given below:

Designation	Regional Office Kollam	Regional Office Ernakulam	Regional Office Kozhikode
JointSecretary/ Regional Officer	1	1	1
Under Secretary	2	2	1
Section Officer	6	4	4
Assistants	15	13	12
System Analyst	1	0	0
Programmer	0	0	1
Technical Assistant	0	1	1
Data Entry Operater	1	0	1
Enquiry Officer	1	1	1
Office supdt.	1	1	1
Confidential Assistant	1	1	1
Computer Assistant	7	4	4
Clerical Assistant	2	2	2
Office Attendant	5	4	4
Security Guard/ Watchman	1-Permanent,2-Temporary	1-Permanent,2-Temporary	1-Permanent,2-Temporary
PTS cum Sanitation Worker	1	1	1
TOTAL	47 (2-Temporary)	38 (2 Temporary)	38 (2 Temporary)

The work relating to the selections to posts in the Kerala State Rural Development Board and Development Authorities in Thrissur and Northern Districts, LGS in various company/board corporations, Vocational instructors in VHSE and certain posts of KSFE are allotted to the Regional Office, Kozhikode. The work relating to various posts in the Municipal Common Service and Greater Cochin Development Authority, LSGD, some posts under PWD, various company/corporation, Forest Industries Travancore Ltd, etc. are allotted to Regional Office, Ernakulam. The posts relating to Thiruvananthapuram Development Authority, Idukki

Development Authority and also relating to any other Developmental Authorities that are likely to fall within the region of Kollam, certain posts in Fire and Rescue service Dept. Company/ Corporation, KFC, KSRTC etc. are allotted to the Regional Office, Kollam.

The regional grouping of the District Offices is shown below for the purposes of work allotment and work sharing.

Region	Districts
Kozhikode (Northern)	Wayanad, Kasaragod, Kannur, Kozhikode, Malappuram,
Ernakulam (Central)	Palakkad, Thrissur, Ernakulam, Alappuzha, Kottayam, Idukki
Kollam (Southern)	Thiruvananthapuram, Kollam, Pathanamthitta

CHAPTER – XVI

DISTRICT OFFICES

The Kerala Public Service Commission has District Office in all the 14 Districts. All of them, except that in Idukki, continues to function at the Head Quarters of the respective district. The District Office at Idukki is functioning at Kattappana.

ORGANISATIONAL SET UP

Each District Office is headed by a **District Officer** in the cadre of Deputy Secretary. There is one Enquiry Counter at each District Office to provide information to the Public. The staff details of each district office is given below;

Sl No	District	District Officer	Under Secretary	Section Officer	Office Superintendent	Assistant	Computer Assistant	Cl. Asst	Duplicate Machine Operator	Office Attendant	Security Guard	PTS	Total
1	Thiruvananthapuram	1	2	8	1	25	8	2	1	2	1-tem	1	52
2	Kollam	1	2	7	1	21	5	3	1	6	1-P,2-tem	1	51
3	Pathanamthitta	1	2	6	1	18	5	2	1	5	1-P,2-tem	1	45
4	Alappuzha	1	2	7	1	21	6	2	1	5	1-P,2-tem	1	50

5	Kottayam	1	2	7	1	21	6	2	1	5	1-P,2-tem	1	50
6	Idukki	1	2	6	1	18	3	2	1	5	1-P,2-tem	1	43
7	Ernakulam	1	2	7	1	24	6	2	1	6	1-P,2-tem	1	54
8	Thrissur	1	2	7	1	22	6	2	1	6	1-P,2-tem	1	52
9	Palakkad	1	2	7	1	21	6	2	1	5	1-P,2-tem	1	50
10	Malappuram	1	2	8	1	24	6	2	1	5	1-P,2-tem	1	54
11	Kozhikode	1	2	7	1	21	6	2	1	6	1-P,2-tem	1	51
12	Wayanad	1	2	6	1	18	5	2	1	5	1-P,2-tem	1	45
13	Kannur	1	2	7	1	24	8	2	1	6	1-P,2-tem	1	56
14	Kasaragod	1	2	6	1	18	6	2	1	5	1-P,2-tem	1	46
Total		14	28	96	14	296	82	29	14	72	40	14	699

NOTIFICATIONS

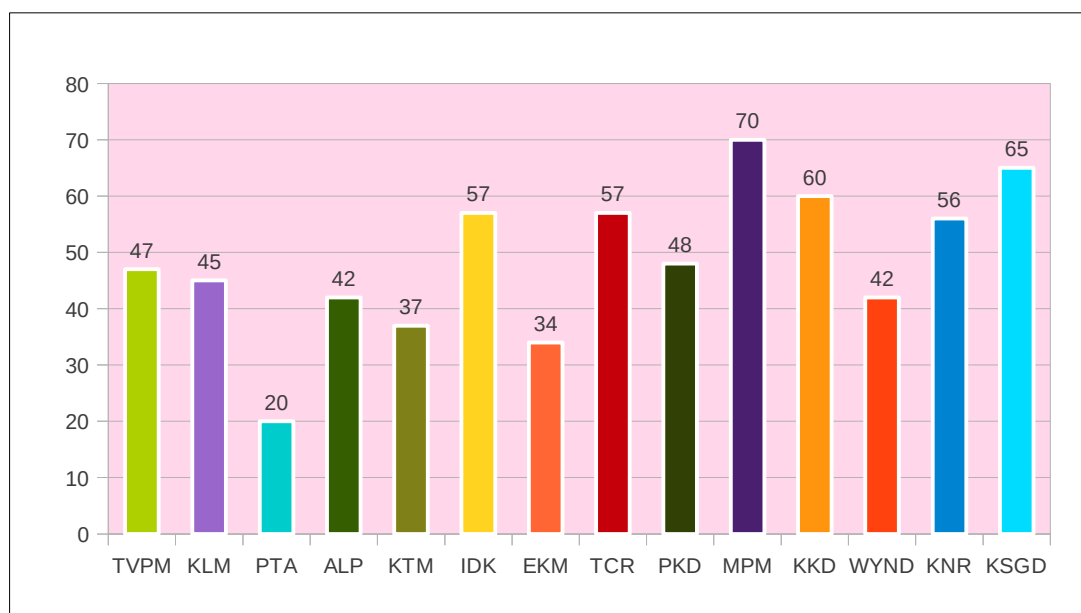
The particulars of the Notifications issued for selection through the District Offices are furnished in **APPENDIX-III**.

POSTS NOTIFIED- DISTRICT WISE

Sl No	District	General Recruitment			Special Recruitment			Total
		Sub. Service	Local Authority / Company / Corporation / Board	Co-operative Sector	Subordinate Service	Local Authority/ Company/ Corporation/ Board	Co-Operative Sector	
1	Thiruvananthapuram	44	0	0	3	0	0	47
2	Kollam	38	0	0	7	0	0	45
3	Pathanamthitta	17	0	0	3	0	0	20
4	Alappuzha	40	0	0	2	0	0	42
5	Kottayam	33	0	0	4	0	0	37
6	Idukki	52	0	0	5	0	0	57
7	Ernakulam	30	0	0	4	0	0	34
8	Thrissur	54	0	1	2	0	0	57
9	Palakkad	46	0	0	2	0	0	48
10	Malappuram	64	0	2	4	0	0	70
11	Kozhikode	54	0	2	4	0	0	60

12	Wayanad	42	0	0	0	0	0	42
13	Kannur	54	0	0	2	0	0	56
14	Kasaragod	64	0	0	1	0	0	65
	TOTAL	632	0	5	43	0	0	680

**GRAPHICAL REPRESENTATION OF POSTS NOTIFIED- DISTRICT WISE
INCLUDING SPECIAL RECRUITMENTS.**



THE DISTRICT-WISE BREAK-UP OF APPLICATIONS RECEIVED

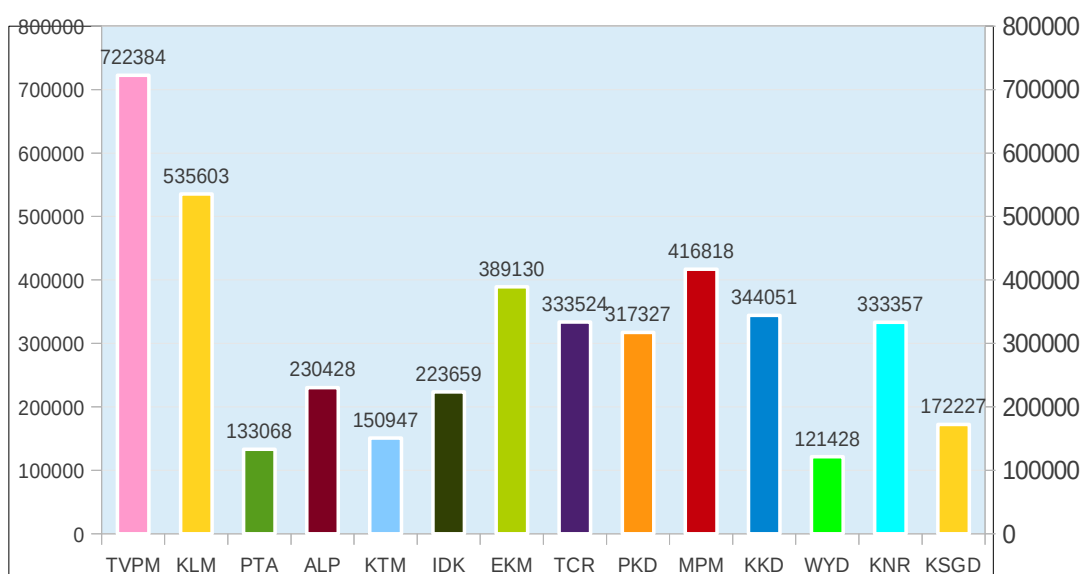
Sl.No.	District	General Recruitment						Special Recruitment						Total
		Subordinate Service		Local Authority/ Company/ Corporation/ Board		Co-operative Sector		Subordinate Service		Local Authority/ Company/ Corporat		Co-operative Sector		
		Posts	Applications	Posts	Applications	Posts	Applications	Posts	Applications	Posts	Applications	Posts	Applications	
1	TVM	44	720939	0	0	0	0	3	1445	0	0	0	0	722384
2	KLM	38	453274	0	0	0	0	7	82329	0	0	0	0	535603
3	PTA	17	133055	0	0	0	0	3	13	0	0	0	0	133068
4	ALP	40	230423	0	0	0	0	2	5	0	0	0	0	230428

5	KTM	33	150756	0	0	0	0	4	191	0	0	0	0	150947
6	IDK	52	171858	0	0	0	0	5	51801	0	0	0	0	223659
7	EKM	30	389062	0	0	0	0	4	68	0	0	0	0	389130
8	TSR	54	293083	0	0	1	0	2	40441	0	0	0	0	333524
9	PKD	46	317302	0	0	0	0	2	25	0	0	0	0	317327
10	MPM	64	389252	0	0	2	0	4	27566	0	0	0	0	416818
11	KKD	54	335247	0	0	2	2	4	8802	0	0	2	0	344051
12	WYD	42	121428	0	0	0	0	0	0	0	0	0	0	121428
13	KNR	54	296925	0	0	0	0	2	36432	0	0	0	0	333357
14	KGD	64	172225	0		0	0	1	2	0	0	0	0	172227
TOTAL		632	4174829	0	0	5	2	43	249120	0	0	0	0	4423951

Total number of posts : 680

Total numbers of applications : 44,23,951

GRAPHICAL REPRESENTATION -DISTRICT WISE APPLICATIONS RECEIVED



RANKED LISTS FINALISED

During the year **783** ranked lists were finalized for District-wise selections. Details are furnished in **APPENDIX-IX**.

RANKED LISTS IN FORCE AT THE CLOSE OF THE YEAR

At the close of the year **1338** Ranked Lists were in force in the District Offices . Details are furnished in **APPENDIX-X**.

RANKED LISTS EXHAUSTED/CANCELLED

During the year **219** Ranked Lists in the District Offices were cancelled or exhausted. Details are furnished in **APPENDIX XI**

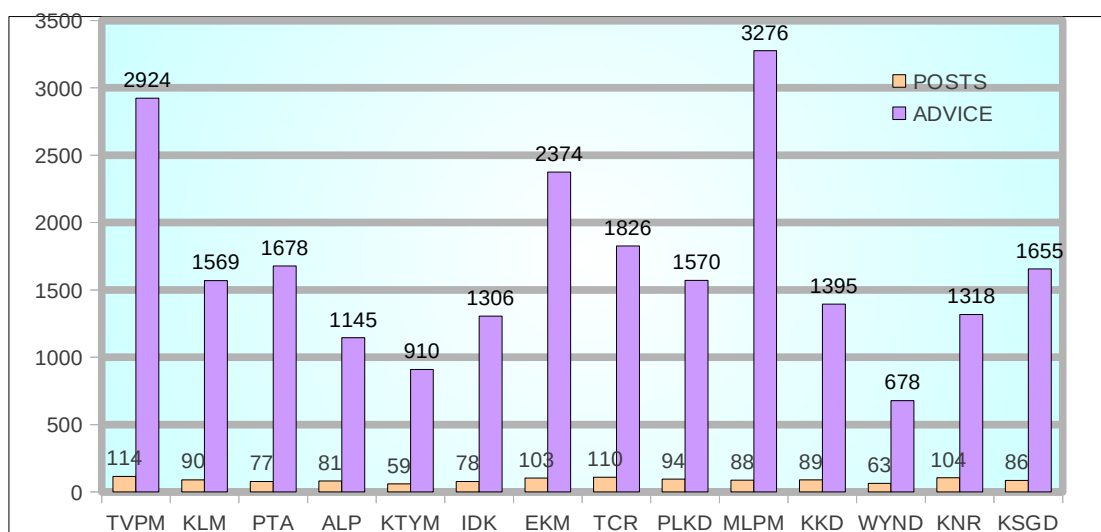
ADVICE ON RECRUITMENT

The details of candidates advised on recruitment from the District Offices during the year are furnished in **APPENDIX XIII**. The District wise breakup of the advice made on recruitment in the District Offices is as follows: -

CANDIDATES ADVISED FROM DISTRICT OFFICES

Sl. No.	District	No. of posts	No. of candidates advised
1	Thiruvananthapuram	114	2924
2	Kollam	90	1569
3	Pathanamthitta	77	1678
4	Alappuzha	81	1145
5	Kottayam	59	910
6	Idukki	78	1306
7	Ernakulam	103	2374
8	Thrissur	110	1826
9	Palakkad	94	1570
10	Malappuram	88	3276
11	Kozhikode	89	1395
12	Wayanad	63	678
13	Kannur	104	1318
14	Kasaragod	86	1655
TOTAL		1236	23624

GRAPHICAL REPRESENTATION OF CANDIDATES ADVISED FROM DISTRICT OFFICES



CHAPTER – XVII

RECRUITMENT - GENERAL FEATURES

PAUCITY OF QUALIFIED CANDIDATES

There are **93** cases of a paucity or shortage of qualified candidates under General Recruitment. The details of such posts are given in **APPENDIX-XVI**.

DELAY IN APPOINTING CANDIDATES ADVISED BY THE COMMISSION

3 (Three) cases of delay in appointing candidates by the Appointing Authority were reported during the year **2023-24**. Details can be seen in **APPENDIX-XVII**.

CANCELLATION OF REQUISITION

6 (Six) vacancies reported to the Commission were later cancelled. Details can be seen in **(APPENDIX-XV)**.

CHAPTER – XVIII

DEPARTMENTAL TESTS

CONDUCT OF DEPARTMENTAL TESTS

From January 2019 onwards all departmental examinations are conducted **Online in the Objective type (MCQ format)** except the second class language test in Malayalam, Tamil/Kannada and minority Language test in Kannada and Tamil. Departmental Tests of **July 2023** were conducted from 20.09.2023 to 30.11.2023 and Departmental Tests of **January 2024** was held from 30.04.2024. The details of various tests and papers conducted, details of candidates admitted and a list of centres selected for the same during the period from 1.4.2023 to 31.03.2024 are shown in the separate lists attached in **APPENDIX – XXVIA**.

The list of various special tests is shown in the list attached in **APPENDIX-XXVIB**. There were **144** tests (including **7** Special tests and **23** eligibility test) and **21** viva voce tests for blind candidates. These tests were conducted at 143 centres and **35** online centres throughout the state. The details are shown in **APPENDIX XXVII C**. Departmental and Adhoc Tests including Departmental Examinations for Junior Members of the IAS, IPS & IFS were also held during the year.

PUBLICATION OF RESULTS

The Result of the Departmental Tests **January 2023** was published on **21-06-2023** and the Result of the Departmental Tests **July 2023** was published on **17-01-2024**. The details showing the results of the various Departmental Tests are furnished in **APPENDIX XXVII A**. Details regarding the result of the special tests are furnished in **APPENDIX-XXVII B**. The particulars regarding the publication of results are given in **APPENDIX XXVII B**.

CASES OF RECHECKING

68 applications were received during the year for rechecking of answer scripts, (Jan 2023 & July 2023) of which **19** applications were rejected.

DISTRIBUTION OF CERTIFICATE OF DEPARTMENTAL TEST

1	Total Number of applications for certificates from 01.04.2023 to 31.03.2024	18118
2	Total Number of Certificates issued during the period from 01.04.2023 to 31.03.2024	21332

3	Number pending at the beginning of the year	31
4	Number pending at the end of the year	308
Details of Duplicate Certificates		
1	Total Number of applications for duplicate certificates from 01.04.2023 to 31.03.2024	37
2	Total Number of duplicate certificates issued during the period from 01.04.2023 to 31.03.2024	35
3	Number pending at the beginning of the year	2
4	Number pending at the end of the year	4
Total Number of communications sent to the candidates such as Certificates, Mark lists, Admission Tickets, Rejection Memos etc...		
1	Certificates (25481 + 109)	21332
2	Memos	290
3	Admission Tickets	Nil
4	Miscellaneous	407
5	Departmental Letters	400
6	Goverment Letters	10
7	Number of communication received	1500
8	Number of communication Sent	17773
9	Rejection Memos to Candidates	492

CHAPTER – XIX

DEPARTMENTAL PROMOTION COMMITTEE

Promotions to posts which are declared as selection posts in all departments have to be made on the recommendation of the DPC presided over either by the Hon. Chairman or a Member of the P.S.C. During the year **287** meetings were convened for various Departments. Details of the meetings held are shown in **APPENDIX-XXVIII**.

CHAPTER XX

RULES RELATING TO STATE AND SUBORDINATE SERVICES AND OTHER RELATED REFERENCES

One of the most important functions of the Commission under Article 320(3)(a) and (b) of the Constitution is to advise Government on matters relating to methods of recruitment to various posts in the State and Subordinate Services and also on the principles to be followed in making appointments to such posts and in making promotion and transfers thereto from lower posts in the service and from other services respectively.

STATUTORY RULES RELATING TO SERVICES

(a) Total number of Rules pending at the beginning of the year	-	6
(b) Number of Rules received during the year	-	7
(c) Number of Rules on which advice was tendered	-	9
(d) Total number of amendments to Rules pending at the beginning of the year	-	18
(e) Number of advice tendered on amendments to Rules	-	19
(f) Special Rules yet to be received	-	24
(g) Proposal for amendments received during the year	-	21

RECOGNITION OF QUALIFICATIONS Nil

PARTICULARS OF ADVICE TENDERED ON RULES/AMENDMENT TO RULES ETC. , RELATING TO RECRUITMENT, RECOGNITION OF QUALIFICATION AND OTHER MISCELLANEOUS REFERENCES.

Details are given in the **Appendix XXIX**

CHAPTER – XXI

ADDITIONAL FUNCTIONS IN RESPECT OF THE KERALA STATE ROAD TRANSPORT CORPORATION, KERALA STATE ELECTRICITY BOARD AND GOVERNMENT OWNED COMPANIES AND CORPORATIONS

Following the entrustment of additional functions to the Commission regarding recruitment for the Kerala State Electricity Board, Kerala State Road Transport Corporation, and other Government owned Companies and Corporations, the commission has taken up the matter of advising on special rules relating to the various services under these bodies. A list of the Companies/Corporations/Boards under the purview of the Commission is given in **APPENDIX-XXIV**. Details of advice tendered on the proposal for framing special rules etc. to various services under the Companies/Corporation/Board during the year under report are given in **APPENDIX-XXX**.

I STATUTORY RULES RELATING TO SERVICES

(a) Total number of Rules pending at the beginning of the year	:	3
(b) Number of Rules received during the year	:	3
(c) Number of Rules on which advice was tendered	:	5
(d) Total number of amendments to Rules pending at the beginning of the year	:	2
(e) Number of amendments to rules received during the year	:	15
(f) Number of amendments to rules on which advice was tendered	:	13
(g) Number of Special Rules yet to be received	:	11

A Total number of rules pending at the beginning of the year

- 1 Kerala Labour Welfare Fund Board
- 2 Kerala State Handicapped Persons Welfare Corporation Ltd.
- 3 Kerala Transport Development Finance Corporation Ltd.

B Number of rules received during the year

- 1 Kerala State Electricity Board Ltd.
- 2 Kerala Land Development Corporation Limited

-
- 3 Kerala State Power and Infrastructure Finance Corporaton Ltd.

C Number of rules on which advice tendered

- 1 Kerala Labour Welfare Fund Board
- 2 Kerala State Handicapped Persons Welfare Corporation Ltd.
- 3 Kerala State Power and Infrastructure Finance Corporation Ltd.
- 4 Kerala Transport Development Finance Corporation Ltd.
- 5 Kerala Land Development Corporation Limited

D Total Number of amendments to rules pending at the beginning of the year

- 1 Khadi and Village Industries Board-various posts
- 2 Kerala State Beverages Corporation Ltd.- General Manager (Operations), Company Secretary

E Number of Amendments to rules received during the year

- 1 TTPL-Junior Clerk
- 2 Kerala Labour Welfare Fund Board-LD Typist
- 3 KAMCO- Assistant Gr.III, IV
- 4 KMML- various posts
- 5 Kerala Live Stock Development Board-Operational Supdt.
- 6 Kerala Shipping & Inland Navigation Corporation Ltd-Ticket Issuer/Traffic
- 7 Kerala Maritime Board-Engineer cum Dredger/Engineer-in-charge
- 8 KSIE Ltd-Chemist
- 9 KSEB-Assistant Engineer (Electrical)-promotion-concurrence
- 10 KTDC-Boar Syrang
- 11 Oushadhi-Hospital Supdt
- 12 TTPL-Asst Draftsman, Draftsman
- 13 KTDC-Chief Accounts Officer, Secretary & Finance Controller
- 14 KTDC-Boat Lascar
- 15 Kerala State Beverages Corporation Ltd-Computer Assistant

F Number of amendments to which advice was tendered

- 1 Kerala State Beverages Corporation Ltd-General Manager (Operations), Company Secretary
- 2 Travancore Titanium Products Ltd- Junior Clerk-Unification of posts

-
- 3 Kerala Labour Welfare Fund Board-LD Typist
 - 4 Kerala Livestock Development Board-Operational Supdt, Junior Operational Supdt(LNP)
 - 5 KAMCO-Assistant Gr.III, IV
 - 6 KMML-various posts
 - 7 KTDC-Boat Syrang
 - 8 Oushadhi-Hospital Supdt
 - 9 Kerala Maritime Board-Engineer cum Dredger/Engineer-in -charge
 - 10 Kerala shipping & Inland Navigation Corporation Ltd-Ticket Issuer
 - 11 KSEB-Assistant Engineer(Electrical)-promotion-concurrence
 - 12 KSIE Ltd-Chemist
 - 13 Khadi and Village Industries Board-various posts

G Special Rules yet to be received

- 1 Kerala Land Development Corporation Limited
- 2 Sitaram Textiles Limited
- 3 Kerala State Ex-Servicemen Development and Rehabilitation Corporation (KEXCON)
- 4 Kerala Feeds Limited
- 5 Kerala Tourism Infrastructure Limited
- 6 Kerala Medical Services Corporation Limited
- 7 Kerala State Power and Infrastructure Finance Corporation Ltd.
- 8 Khadi and Village Industries Board
- 9 Kerala Labour Welfare Fund Board
- 10 Kerala State Handicapped Persons Welfare Corporation Ltd.
- 11 Kerala Transport Development Finance Corporation Ltd.

II RECOGNITION OF QUALIFICATION NIL

III MISCELLANEOUS REFERENCES

- 1 Kerala Non-Resident Keralites Welfare Board-recruitment rules

IV EXEMPTION FROM RULES NIL

CHAPTER – XXII

ADDITIONAL FUNCTIONS IN RESPECT OF SERVICES UNDER LOCAL AUTHORITIES

Following the entrustment of additional functions to the Commission regarding recruitment under local authorities, the Commission has taken up the matter of framing special rules for various posts with in these bodies.

A list of local authorities under the purview of the Commission is given in the Appendix XXV. The details regarding the advice proposals for framing special rules etc. to various posts under the local authorities during the year under report are given in the **Appendix XXXI**.

I. STATUTORY RULES RELATING TO SERVICE	-	NIL
II. RECOGNITION OF QUALIFICATION	-	NIL
III. MISCELLANEOUS REFERENCES	-	NIL
IV. EXEMPTION FROM RULES	-	NIL

Sl. No.	List of Local Authorities under the purview of the Commission
1	Greater Cochin Development Authority
2	Trivandrum Development Authority

CHAPTER – XXIII

ADDITIONAL FUNCTIONS IN RESPECT OF THE SERVICES UNDER CO-OPERATIVE SECTOR

The Government had promulgated an Ordinance amending certain provisions relating to selection to the Co-operative Societies viz. Number 10 of 1995 (Order No.6434/ B2/95 Law dated 29.04.1995) and also by amending Kerala Public Service Commission Additional functions in respect of certain Societies Ordinance. (Order No.14713/B2/95 Law dated 27.10.1995) Accordingly, Act 5 of 1995 and Act 6 of 1995 were issued. As such G.O (P) No.41/98/Co-op dated 09.03.1998 was issued and recruitment to the posts of 14 District Co-operative Banks and 15 Apex Societies come under the purview of Kerala Public Service Commission. Subsequently three more societies (Charitable) were brought under the jurisdiction of the Commission as per G.O. (P) No.35/99/GAD dated 18.08.1999. Rules have been formulated for Apex Societies and 14 Co-operative Banks.

I STATUTORY RULES RELATING TO SERVICE

a.	Total Number of Rules pending at the beginning of the year	Nil
b.	Number of Rules received for advice	Nil
c.	Number of Rules on which advice was tendered	Nil
d.	Total Number of amendments to Rules pending at the beginning of the year	Nil
e.	Number of amendments to Rules received during the year	Nil
f.	Number of amendments to Rules on which advice was tendered	Nil
g.	Number of Special Rules yet to receive	3

A. Total number of rules pending at the beginning of the year Nil

B. Number of Rules received for advice Nil

C. Number of Rules on which advice was tendered Nil

D. Total Number of amendments to Rules pending at the beginning of the year Nil

E. Number of amendments to Rules received during the year Nil

F. Number of amendments to Rules on which advice was tendered Nil

G. Number of Special Rules to be received

- 1 The Kerala State Co-operative Agricultural and Rural Development Bank Ltd. (KSCARD Bank)-various posts.
- 2 Kerala State Co-operative Textile Federation Ltd.
- 3 Kerala State Cashew Workers Apex Industries Co-operative Society Ltd.

II RECOGNITION OF QUALIFICATION Nil**III MISCELLANEOUS REFERENCES**

- 1 Cooperative Service-equivalency certificate for graduates
- 2 DCB-Clerk Gr. I- age limit-exemption to candidates

IV EXEMPTION FROM RULES Nil

OTHER SOCIETIES

a	Total No. of rules pending at the beginning of the year	2
b	Total No. of rules received for advice	Nil
c	No. of rules on which advice was tendered	Nil
d	Total No. of amendments to rules pending at the beginning of the year	Nil
e	No. of amendments to rules received during the year	Nil
f	No. of amendments to rules on which advice was tendered	Nil
g	No. of Special Rules yet to be received	2

A. Total No. of rules pending at the beginning of the year

- 1 The Institute of Children's Literature (Kerala) Society)
- 2 ANERT

B Number of Rules received for advice Nil

C Number of Rules on which advice was tendered Nil

D Total Number of amendments to Rules pending at the beginning of the year Nil

E Number of amendments to Rules received during the year Nil

F Number of amendments to Rules on which advice was tendered Nil

G Number of Special Rules yet to be received

- 1 State Institute of Languages
- 2 State institute of Encyclopedia Publications

AUTONOMOUS BODIES

a	Total No. of rules pending at the beginning of the year	Nil
b	Number of Rules received for advice	Nil
c	Number of Rules on which advice was tendered	Nil
d	Total Number of amendments to Rules pending at the beginning of the year	Nil
e	Number of amendments to Rules received during the year	Nil

f	Number of amendments to Rules on which advice was tendered	Nil
g	Number of Special Rules yet to be received	2
A	Total No. of rules pending at the beginning of the year	Nil
B	Number of Rules received for advice	Nil
C	Number of Rules on which advice was tendered	Nil
D	Total Number of amendments to Rules pending at the beginning of the year	Nil
E	Number of amendments to Rules received during the year	Nil
F	Number of amendments to Rules on which advice was tendered	Nil
G	Number of Special Rules yet to be received	
1	Kerala State Library Council	
2	University Recruitment	

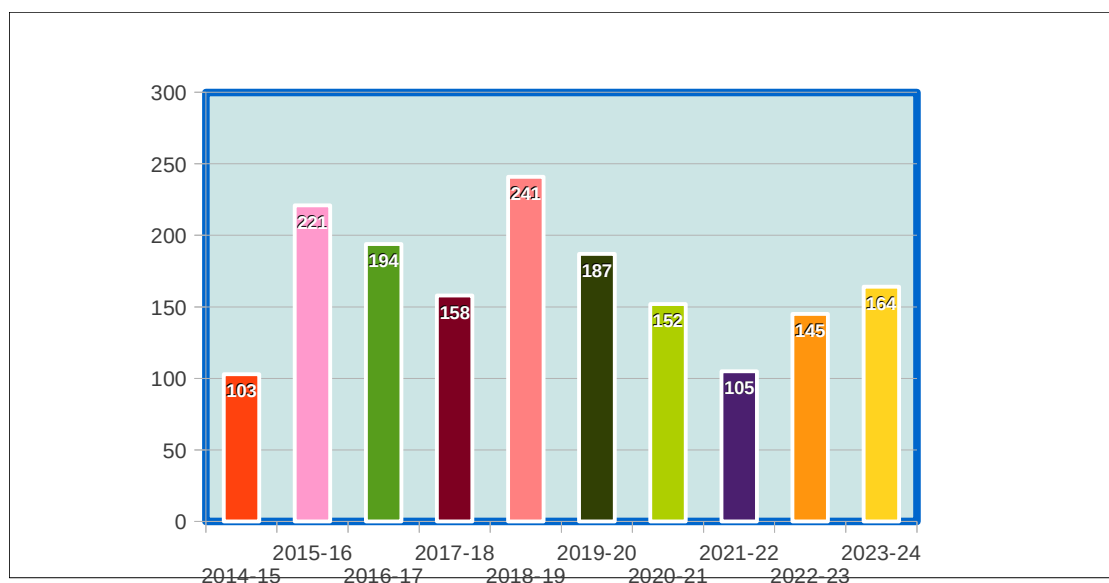
CHAPTER - XXIV

DISCIPLINARY CASES

One of the important functions of the Commission under Article 320(3)(c) is to advise Government on all disciplinary matters affecting Government Services.

Number of disciplinary cases pending with the Commission at the beginning of the year was **154**. A total of **158** cases were received from the Government during the year. The Commission tendered their advice on **164** cases. The number of cases pending with the Commission at the close of the year is **148**. The number of cases pending with the Government were **426**.

GRAPHICAL REPRESENTATION-ADVICE TENDERED ON DISCIPLINARY CASES DURING THE LAST TEN YEARS



CHAPTER – XXV

LITIGATIONS INVOLVING THE COMMISSION

(a)	Total number of cases (WP(c),WA,SLP,CA etc.) relating to the Commission pending for final disposal in the High Court, Supreme Court at the beginning of the year	7252
(b)	Number of cases relating to the Commission filed during the year	823
(c)	Number of cases for which SF/CA have been filed	367
(d)	Number of cases disposed of	550
(e)	Number of cases pending for final disposal at the close of the year	7535
(f)	Judgement which has a direct bearing on the working of the Commission	Nil

CHAPTER – XXVI

COMMITTEE FOR REDRESSAL OF COMPLAINTS OF WOMEN EMPLOYEES (Internal Complaints Committee)

Based on the Supreme Court judgement dated 13th August 1997, the Government requested the Kerala Public Service Commission to establish a grievance redressal mechanism and form a Committee for the timely resolution of complaints from women employees in accordance with the guidelines laid down by the Supreme Court. In compliance with this directive, the Commission constituted a Committee effective from 25th April 2001 which is currently functioning effectively in accordance with the Apex Court's guidelines.

Internal Complaints Committee had been reconstituted in the office of the Kerala Public Service Commission with effect from 20.07.2013 as envisaged in the Sexual Harassment of Women at Workplace (Prevention, Prohibition and Redressal) Act, 2013 with senior most women officer of KPSC as the Presiding Officer and two employees and an NGO activist as members, keeping in line with the norms stipulated in the Act.

As the whole establishment of the Commission is a provincial one and treated as a single unit, no separate Committees are constituted in each office of the Commission located in the districts. The petitions from Regional/District Offices of the Commission are sent by Regional/District Officer to the Presiding Officer who in turn takes action on it in accordance with the procedure laid down in the Act. The Committee holds sitting in the district concerned to collect evidences and statements in such cases. Two complaints were received during the period and four meetings were convened during the period 2023-24.

Details of the Committee during the period 2023-24

Sl.No.	Name and Designation	Official Position
1	Smt. Bindu V.G, Addl. Secretary	Presiding Officer
2	Smt. Maya V (Panel Lawyer of Kerala Legal Service Authority and Kerala Womens Commission)	Member of the Committee (External)
3	Smt. Preetha. P, Joint Secretary	Member of the Committee
4	Sri John Kurian, Deputy Secretary 01.04.2023-08.01.2024	Member of the Committee
5	Sri. Pradeep Kumar. I.P, Under Secretary 09.01.2024- till date	Member of the Committee

CHAPTER – XXVII
DEVIATION FROM THE ADVICE OF THE KERALA
PUBLIC SERVICE COMMISSION
NIL

CHAPTER – XXVIII
COMPARATIVE SUMMARY OF WORK DONE BY
KERALA PUBLIC SERVICE COMMISSION

To be on par with the needs of time, the Commission resorted to modern technology , to speed up the selection process. A tabular form of comparative study of work done for the last ten reporting years (2014-2015 to 2023-2024) and five years comparison of work done (2014-2015 to 2018-2019 & 2019-2020 to 2023-2024) are shown in the succeeding pages.

COMPARATIVE SUMMARY OF WORK DONE FROM 2014-2015 TO 2023-2024

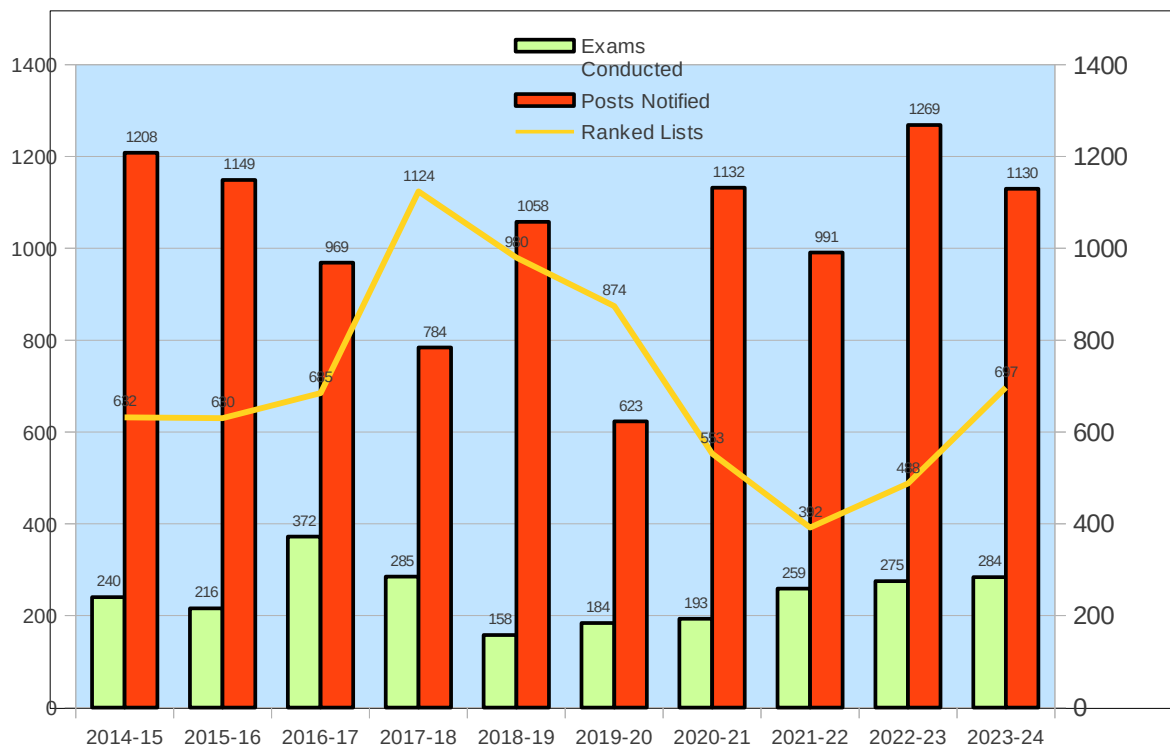
Year	No. of Posts Notified	No. of Applications received	No. of Examinations conducted	No. of Candidates admitted for exam	No. of S/L published	No. of Candidates included in S/L	No. of Posts for which interview conducted	No. of Candidates interviewed	No. of R/L published	No. of Candidates included in R/L	No. of Candidates advised	No. of Applications disposed of	No. of Applications pending	No. of Disciplinary cases - advice tendered
1	2	3	4	5	6	7	8	9	10	11	12	13	14	15
2014-15	1149	5811567	240	4222665	382	49657	405	20357	630	115604	27213	4238174	13789876	103
2015-16	969	4654688	216	5026351	324	144557	373	20126	685	286564	27234	7934500	9498574	221
2016-17	784	10159405	372	7526765	1104	154950	435	36682	1124	138022	38166	7861834	13841755	194
2017-18	1058	13199381	285	9706181	813	154074	484	26867	982	93578	33250	16836066	23966212	158
2018-19	623	3625576	158	8858777	778	160458	529	42010	874	185473	25036	13138183	18957144	241
2019-20	1132	9486503	184	4640600	465	213332	359	15372	553	108050	34106	17713487	20683896	187
2020-21	991	5635437	193	3175097	355	58126	257	12530	392	37288	22784	11547342	21592053	152
2021-22	1269	12577634	259	3031539	710	771279	342	18194	488	46747	24728	16577718	29790473	105
2022-23	1127	8237643	275	3990600	1206	870398	391	16922	697	115793	24404	19788479	13611099	145
2023-24	1180	10692794	284	5653472	1492	585071	586	37800	1137	144285	39175	14060048	12668894	164

COMPARISON OF WORK DONE IN THE LAST TEN YEARS

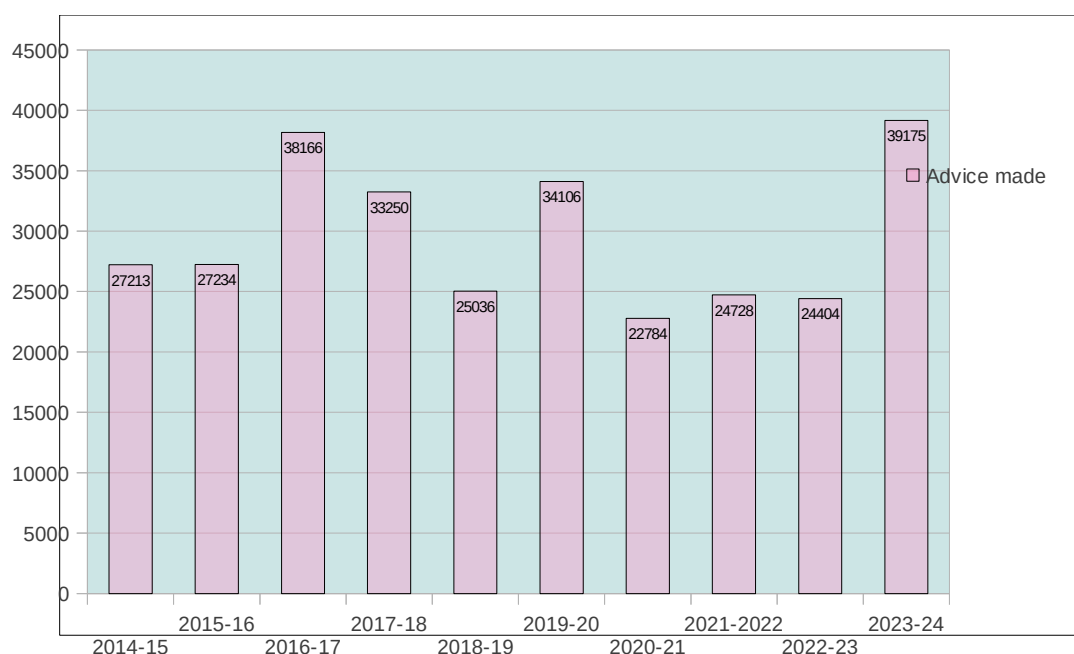
(2014-15 to 2018-19 and 2019-20 to 2023-24)

Year	No. of Posts Notified	No. of Applications received	No. of Examinations conducted	No. of Candidates admitted for exam	No. of S/L published	No. of Candidates included in S/L	No. of Posts for which interview conducted	No. of Candidates interviewed	No. of R/L published	No. of Candidates included in R/L	No. of Candidates advised	No. of Applications disposed of	No. of Applications pending	No. of Disciplinary cases - advice tendered
1	2	3	4	5	6	7	8	9	10	11	12	13	14	15
2014-15 to 2018-19	4583	37450617	1271	35340739	3401	663696	2226	146042	4295	819241	150899	50008757	80053561	917
2019-20 to 2023-24	5699	46630011	1195	20491308	4228	2498206	1935	100818	3267	452163	145197	79687074	98346415	753

GRAPHICAL REPRESENTATION
(COMPARATIVE SUMMARY OF POSTS NOTIFIED, EXAMINATION
CONDUCTED, S/L, R/L PUBLISHED FROM 2014-15 To 2023-24)



GRAPHICAL REPRESENTATION SUMMARY OF ADVICE MADE FOR LAST TEN YEARS



CHAPTER XXIX

EMPOWERMENT PROGRAMMES CONDUCTED BY KERALA PUBLIC SERVICE COMMISSION TO STAFF

As technology advances and workplace strategies and needs evolve, there emerges a need for professionals to align with these changes in terms of knowledge and skills. One of the best ways to enhance knowledge and skills is through empowerment programmes. Such programmes can help improve performance and efficiency in the workplace. By providing effective empowerment programmes they will not only become better employees but also feel like more productive members of the organisation. This inspires and refreshes them, motivating them to perform their duties more effectively.

Various empowerment programmes provided by the Kerala Public Service Commission for the

staff during the year 2023-24 are given below.

Sl No	Date	Name of Empowerment Programme	No Of Participants	Venue	Conducted By	Training Days(man days)	Expense Rs.
APRIL 2023							
1	04.04/23	ATTENDANCE SOFTWARE	90	IT Training Hall	R&A	90	2600
2	27.04.23	E RESULT PRO	39	IT Training Hall	R&A	39	9197
MAY 2023							
1	16.05.23	LEGAL RETAINERS CLASS	75	ONLINE EXAM HALL	R&A	75	1700
2	24.05.23	SWEEPERS/PTS	23	EXAM HALL	KITTS	23	26080
JUNE 2023							
1	02/06/23	ROTATION TRAINING	25	OLD CONFERENCE HALL	R&A	25	5560
2	08.06.23 & 09.06.23	INDUCTION TRAINING FOR NEWLY JOINED ASSISTANTS	29	IT Training Hall	R&A	58	15240
3	20.06.23	TSS TRAINING	18	IT Training Hall	R&A	18	5760
4	21.06.23	TSS TRAINING	18	IT Training Hall	R&A	18	5760
5	22.06.23	E RESULT PRO	26	IT Training Hall	R&A	26	8988
JULY 2023							
1	19.07.23	COMPUTER ASSISTANTS	28	IT Training Hall	R&A	28	69548
2	20.07.23	COMPUTER ASSISTANTS	29	IT Training Hall	R&A	29	
3	25.07.23	COMPUTER ASSISTANTS	29	IT Training Hall	R&A	29	
4	26.07.23	COMPUTER ASSISTANTS	29	IT Training Hall	R&A	29	
5	27.07.23	COMPUTER ASSISTANTS	30	IT Training Hall	R&A	30	
6	31.07.23	COMPUTER ASSISTANTS	30	IT Training Hall	R&A	30	
AUGUST 2023							
1	02/08/23	E SERVICE BOOK	48	IT Training Hall	R&A	48	665

2	09.08.23& 10.08.23	ENQUIRY OFFICERS & OFFICE SUPERINTENDENT	37	IMG	IMG	74	185000
3	17.08.23& 18.08.23	INDUCTION TRAINING FOR NEWLY JOINED ASSISTANTS	24	IT Training Hall	R&A	48	15700
SEPTEMBER 2023							
1	07/09/23	SERVICE VERIFICATION	72	IT Training Hall	R&A	72	1545
2	12/09/23	OA/CLERICAL ASSISTANT	32	IT Training Hall	R&A	32	72409
3	13.09.23	OA/CLERICAL ASSISTANT	33	IT Training Hall	R&A	33	
4	14.09.23	OA/CLERICAL ASSISTANT	32	IT Training Hall	R&A	32	
5	19.09.23	OA/CLERICAL ASSISTANT	34	IT Training Hall	R&A	34	
6	20.09.23	OA/CLERICAL ASSISTANT	31	IT Training Hall	R&A	31	
7	21.09.23	OA/CLERICAL ASSISTANT	34	IT Training Hall	R&A	34	
OCTOBER 2023							
1	05.10.23 to 07.10.23	RESIDENTIAL TRAINING FOR NEWLY JOINED ASSISTANTS	24	IMG	IMG	72	367500
2	12.10.23 to 14.10.23	RESIDENTIAL TRAINING FOR NEWLY JOINED ASSISTANTS	26	IMG	IMG	78	
3	28.10.23 to 29.10.23	DS,JS & AS	26	IMG	IMG	52	
NOVEMBER 2023							
1	08/11/23	E-OFFICE TRAINING	29	IT Training Hall	R&A	29	240000
2	18.11.23 & 19.11.23	DS, JS & AS	22	IMG	IMG	44	
DECEMBER 2023							
1	15.12.23 & 16.12.23	UNDER SECRETARIES (1 ST BATCH)	29	IMG	IMG	58	325000 (for Two Batches)
2	19.12.23	SECURITY GAURDS	29	IMG	IMG	29	72500
FEBRUARY 2024							
1	03.02.24 & 04.02.24	CA/PA	41	IMG	IMG	82	205000

2	23.02.24 & 24.02.24	UNDER SECRETARIES (IIND BATCH)	45	IMG	IMG	90	
MARCH 2024							
1	03.03.24 to 06.03.24	WORKSHOP ON VIGILANCE ADMINISTRATION	1	NAHRD	NAHRD	3	81420
2	24.03.24	GARDENER/PTS/FDS	44	IMG	IMG	44	110000
TOTAL			1211			1566	1827172



One day Empowerment Programme to Gardener, Full Time & Part Time Sweepers of Kerala PSC at IMG on 24.03.2024



Residential Empowerment Programme given to Higher Level Officers of Kerala PSC at IMG on 28 - 29 October 2024

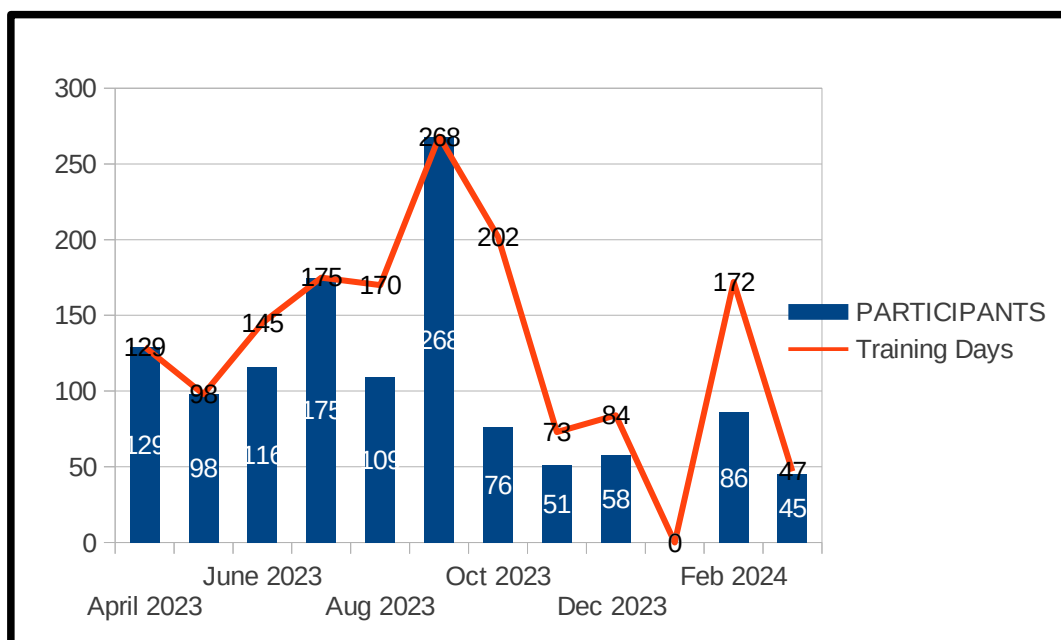


INSTITUTE OF MANAGEMENT IN GOVERNMENT, THIRUVANANTHAPURAM
Training for the Under Secretary Level Officers of Kerala PSC
(15 - 16 December 2023)



Ravi Shetty 2320961

Residential Empowerment Programme given to Under Secretary Level Officers of Kerala PSC at IMG on 15 - 16 October 2024



CHAPTER XXX

INTERACTION WITH OTHER PUBLIC SERVICE COMMISSIONS

Gathering new ideas and ensuring their successful implementation are often best achieved through visits to similar institutions. The exchange of experiences and insights gained from visiting other Public Service Commissions would undoubtedly benefit our Commission and vice versa. Such visits promote collaboration and strengthen our collective effort to perform our duties with precision and excellence, while upholding the core values of our constitution.

VISIT OF CHAIRMAN/MEMBERS /OFFICIALS OF VARIOUS PSCS TO KERALA PSC DURING THE YEAR 2023-24

- i) Dr. P Krishnakumar, Thiru.A.V. Balusamy and Fr. Arockia Raj, Hon. Members of TamilNadu PSC visited Kerala PSC from 04.04.2023 to 05.04.2023 to discuss the

procedures being followed by the Kerala PSC.

- ii) Dr. Rachana Gupta, Hon. Member of Himachal Pradesh PSC visited KPSC Regional Office Ernakulam and KPSC Head Office, Thiruvananthapuram from 29.07.2023 to 01.08.2023
- iii) Sri. Nayan Mani Baruah, Programmer, Sri. Sanjeevan Devnath, Assistant Programmer, Sri. Manish Swargiary, Senior Administrative Assistant and Sri. Ranjit Robi Das, Junior Administrative Assistant from Assam PSC visited Kerala PSC from 19.09.2023 to 23.09.2023 to study about IT enabled services.
- iv) Sri. Maruti Pandurag Jadhav, Deputy Secretary, Sri. Abhijit Ganpatrao Lendve, Under Secretary, Sri. Nilesh Balasaheb Gawali, Section Officer and Sri. Kapil Jagdevrao Narwade, Assistant Section Officer from Maharashtra PSC visited Kerala PSC from 11.10.2023 to 13.10.2023 to study on Kerala PSC's Structure, Rules of Procedure, District level offices (work managed by these offices, Officers deployed and their roles and responsibilities), Legal cases and Procedure adopted for scrutiny of applications.
- v) Dr. Devanad Shinde, Dr. Satish Deshpande and Dr. Dilip Padharpatte, Hon. Members of Maharashtra PSC visited Kerala PSC from 22.01.2024 to 25.01.2024 to discuss the procedures being followed by the Kerala PSC.

VISITS OF HON .CHAIRMAN / MEMBERS OF KERALA PSC TO OTHER PSCS
DURING THE YEAR 2023-24

- i) Dr. M.R.Baiju, Hon. Chairman, Kerala PSC attended the 24th National Conference of Chairpersons of State Public service Commissions held at Lucknow, Uttar Pradesh on 22.04.2023 and 23.04.2023. The hon Chairpersons shared the rich experience on best practices of PSCs and various innovative recruitment programmes implemented in State PSCs
- ii) A team comprising of Dr. C.K Shajib, Adv. C. Jayachandran, Sri. Prakasan. K, and Dr. Jipson V Paul, Hon. Members of Kerala PSC visited Andhra Pradesh PSC from 24.05.2023 to 26.05.2023 and studied the role of APPSC in framing Recruitment rules, Service

rules, Methodology of recruitment, Vacancy reporting, Reservation procedures etc.



- iii) Dr.K.P Sajilal, Dr. Sreekumar S and Sri. Vijayakumaran Nair.S, Hon. Members of Kerala PSC visited Himachal Pradesh PSC from 31.05.2023 to 02.06.2023 and made a detailed discussion and found that in Himachal Pradesh PSC vertical reservation component is applicable only to three groups namely SC,ST, and OBC. They Observed that a horizontal reservation provision in turn of 15% for the ex-servicemen is available in Himachal Pradesh PSC. It is also found that unlike in Kerala, Himachal Pradesh has got multiple recruitment bodies like Himachal Pradesh Staff Selection Commission, Himachal Pradesh Police Recruitment Board etc.



- iv) Sri Roshen Roy Mathew, Dr. Sreekumar. S and Dr. Mini Sacharias, Hon. Members of Kerala PSC visited Karnataka PSC from 07.06.2023 to 09.06.2023 and studies various subjects. The team observed that Karnadaka PSC recruits only for the posts they are asked to and recruitment is carried out against the notified vacancies only. There are numerous other recruitment bodies at Department level also.



- v) Sri.T,R. Anil Kumar, Sri Abdul Samad V.T.K and smt.Remya V.R , hon Members of Kerala PSC visited Rajasthan PSC from 14.06.2023 to 16.06.2023 and got a detailed presentation on the Organization,Operation and protocols of the RPSC. They found that at RPSC when direct recruitment is carried out through Interview, it includes 10 screening Test for Lectures, Ayurveda Medical Service,Indian Medical Department and one screening Test for selection to the post of Statistical Officer in Planning (Economics & Statistics) Department. They also identified that there is a horizontal reservation of 30% for Women.



- vi) Sri S.A.Saif Hon. Member Kerala PSC attended a National Workshop conducted by UPPSC on Interview technique at Prayagraj, Uttar Pradesh on 18.1.2023. Representatives from 20 state PSCs attended the National Workshop. The Hon Member made a presentation before the delegates on Interview Techniques, being followed by Kerala PSC.

CHAPTER XXXI

EVENTS



Kerala PSC Chairman, Dr. M.R Baiju Participating in the National Conference of Chairpersons of State PSCs held on 22nd & 23rd April 2023 in Lucknow



Foundation Stone Laying Ceremony of new building for Regional And District offices and Online Examination centre at Kollam on 13.07.2023 by Hon. Finance Minister Sri. K. N. Bala Gopal, Hon. Minister for Animal Husbandry Smt. J. Chinchurani, Hon. MLA Sri. M. Mukesh, Mayor Smt. Prasanna

Earnest and Kerala PSC Chairman, Dr. M.R Baiju were also present.



Foundation Stone Laying Ceremony Of Online Examination Centre at Alappuzha on 24.08.2023 by Hon. Minister for PWD & Tourism Adv. P.A. Muhammed Riyas.Hon.MLA Sri.A.M. Ariff, and Kerala PSC Chairman, Dr. M.R Baiju were also present.

CHAPTER – XXXII

ACKNOWLEDGEMENT

The Commission is pleased to acknowledge the consistently cordial relationship with the Government throughout the year. We received unwavering support from departmental heads and experts, advisers who contributed to candidate interviews. The examiners and educational authorities also extended their full cooperation in the smooth conduct of various examinations and practical tests. The Commission sincerely expresses its gratitude for their invaluable assistance and collaboration.

The Commission expresses its appreciation for the service of the Legal Retainers of the Commission. The Commission extend its gratitude for the valuable advice rendered by the Technical Committee, IT Mission, NIC etc. for the implementation of computerization, e-Office,

and other modern technologies.

The Commission would like to make a specific mention about the services rendered by the Vigilance and Security Officer and the staff.

The Commission with pleasure and gratitude acknowledge the Director of Printing and the staff of the Government Press and the stationery department for the co-operation rendered by them in connection with printing. The Commission also expresses gratitude to the Director of Information and Public Relations, Print and Visual Media, All India Radio for having given wide coverage to the press releases issued by the Commission from time to time.

The Commission takes great pride in acknowledging the dedicated and exemplary performance of the Secretary and staff of the Kerala Public Service Commission, whose hard work and commitment have been instrumental in the successful execution of the duties of the commission

Chairman		Dr. M.R Baiju	
Members	1	Dr. Sreekumar .S	
	2	Sri. S. VijayaKumaran Nair	
	3	Sri. S.A.Saif	
	4	Sri. Abdul Samad.V.T.K	
	5	Dr. C.K.Shajib	
	6	Dr. Stany Thomas	
	7	Dr. Mini Sacharias	
	8	Smt. Remya. V.R	
	9	Adv. C. Jayachandran	
	10	Sri. Prakasan.K	

	11	Dr. Jipson.V.Paul	
	12	Dr. Prakashan.P.P	
	13	Sri. K T Balabhaskaran	
	14	Dr. Princy Kuriakose	
	15	Dr. Jose G D'cruz	
	16	Adv. Josh. H	
	17	Adv. C.B. Swaminathen	
	18	Adv. Bose Augustine	
Secretary		Sri. Saju George	

Thiruvananthapuram,
Dated: 04.11.2024.